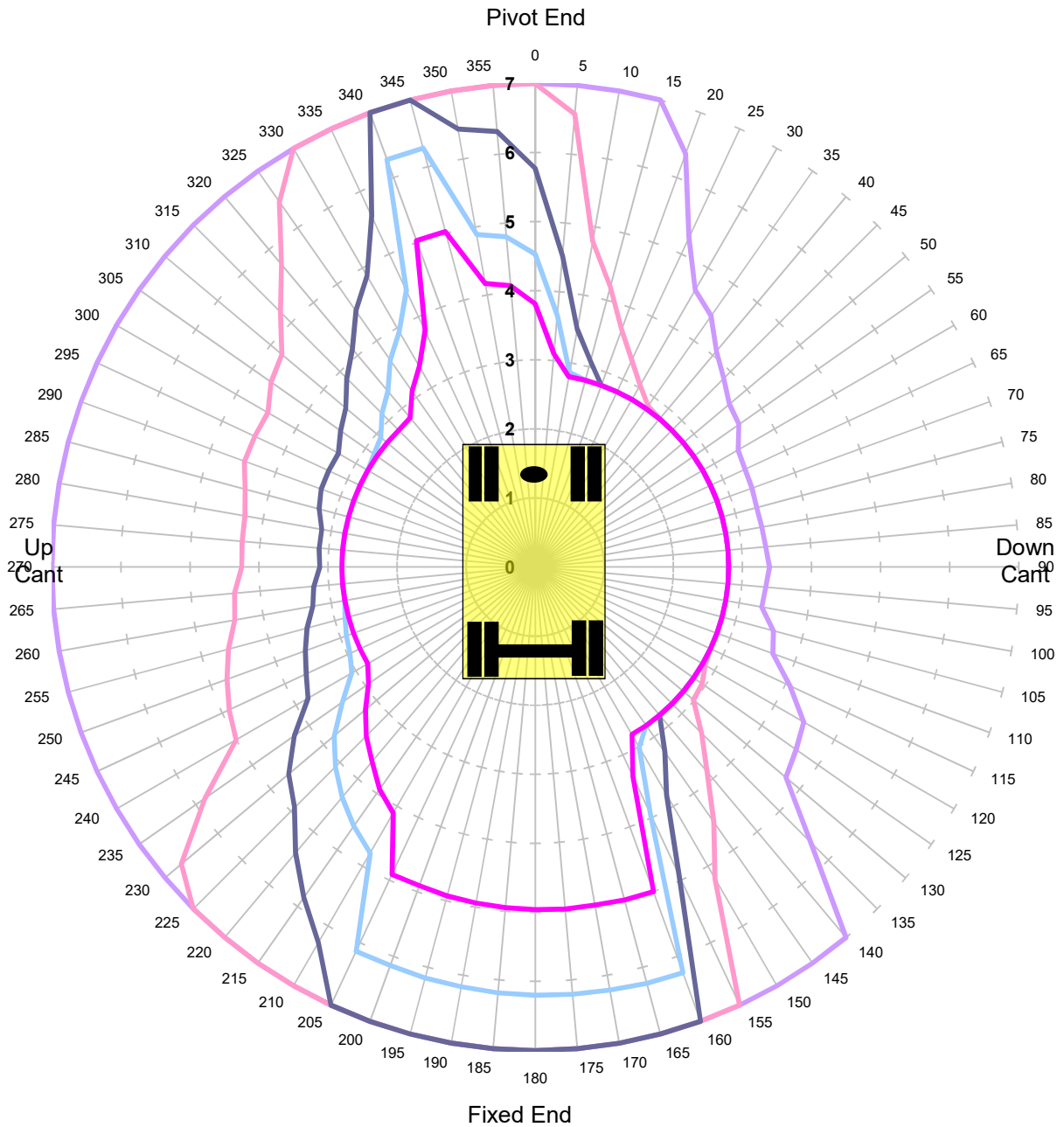


**Case 988**  
**Max Capacity Contours of Radius(m) Plots 2.1m Dipper**  
**Gradient 1 in -25 Height 2m Lift BP**  
**Unlocked Rail Cant -150mm**

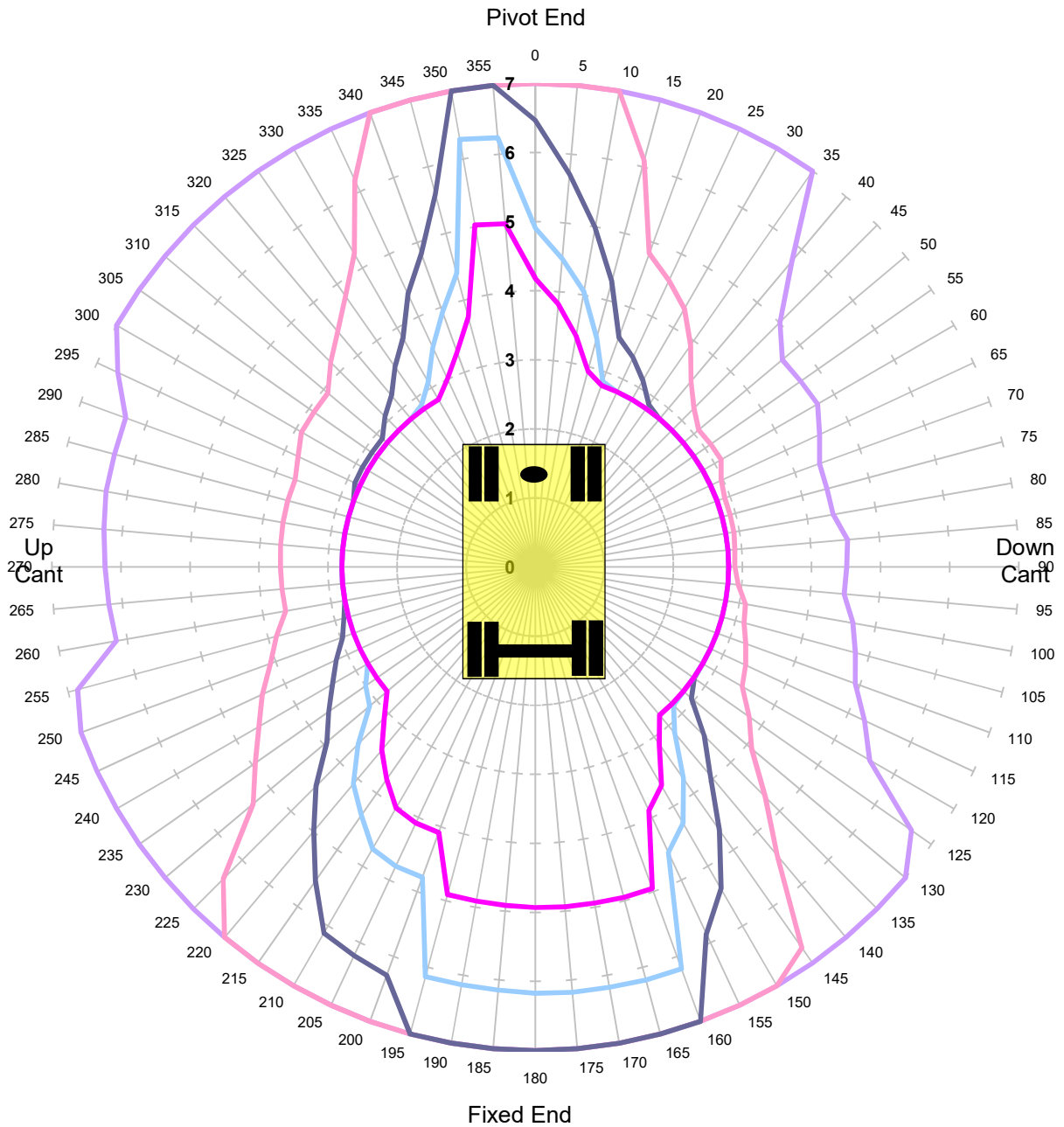


Units in Tonnes

- 1
- 2
- 3
- 4
- 5

<b>MACHINE &amp; MODEL:</b>	Case 988	<b>REFERENCE:</b>	MA51
<b>SERIAL No:</b>	232023	<b>DATE OF CHART:</b>	5-Oct-2018
<b>EQUIPMENT:</b>	1.80m + 3.13m + 2.10m	<b>SAFETY FACTOR:</b>	67.0%
<b>COMMENT:</b>			

**Case 988**  
**Max Capacity Contours of Radius(m) Plots 2.1m Dipper**  
**Gradient 1 in -25 Height 2m Lift BP**  
**Unlocked Rail Cant -50mm**

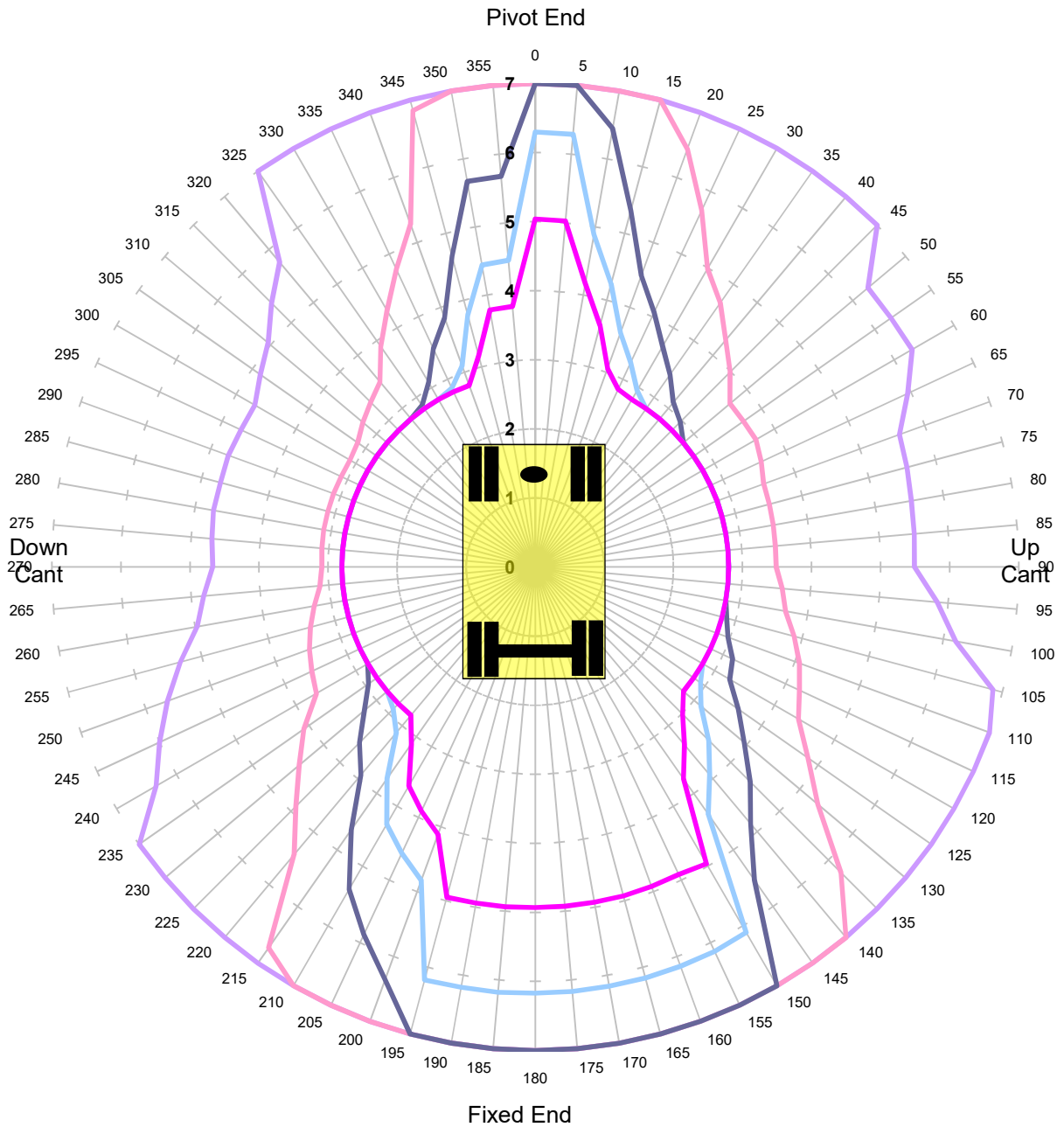


Units in Tonnes

- 1 — 2 — 3 — 4 — 5

<b>MACHINE &amp; MODEL:</b>	Case 988	<b>REFERENCE:</b>	MA51
<b>SERIAL No:</b>	232023	<b>DATE OF CHART:</b>	5-Oct-2018
<b>EQUIPMENT:</b>	1.80m + 3.13m + 2.10m	<b>SAFETY FACTOR:</b>	67.0%
<b>COMMENT:</b>			

**Case 988**  
**Max Capacity Contours of Radius(m) Plots 2.1m Dipper**  
**Gradient 1 in -25 Height 2m Lift BP**  
**Unlocked Rail Cant 50mm**

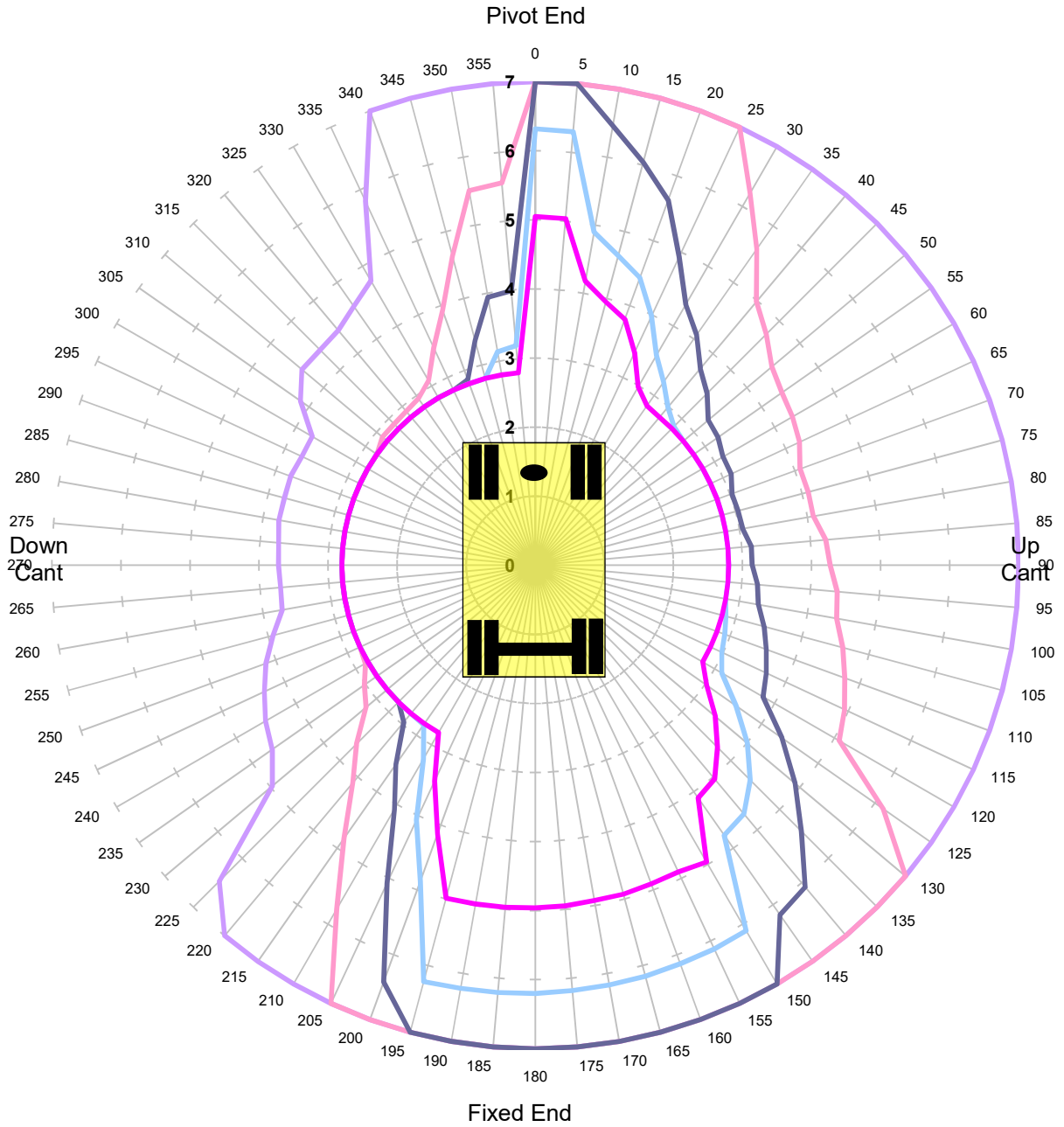


Units in Tonnes

- 1
- 2
- 3
- 4
- 5

<b>MACHINE &amp; MODEL:</b>	Case 988	<b>REFERENCE:</b>	MA51
<b>SERIAL No:</b>	232023	<b>DATE OF CHART:</b>	5-Oct-2018
<b>EQUIPMENT:</b>	1.80m + 3.13m + 2.10m	<b>SAFETY FACTOR:</b>	67.0%
<b>COMMENT:</b>			

**Case 988**  
**Max Capacity Contours of Radius(m) Plots 2.1m Dipper**  
**Gradient 1 in -25 Height 2m Lift BP**  
**Unlocked Rail Cant 150mm**

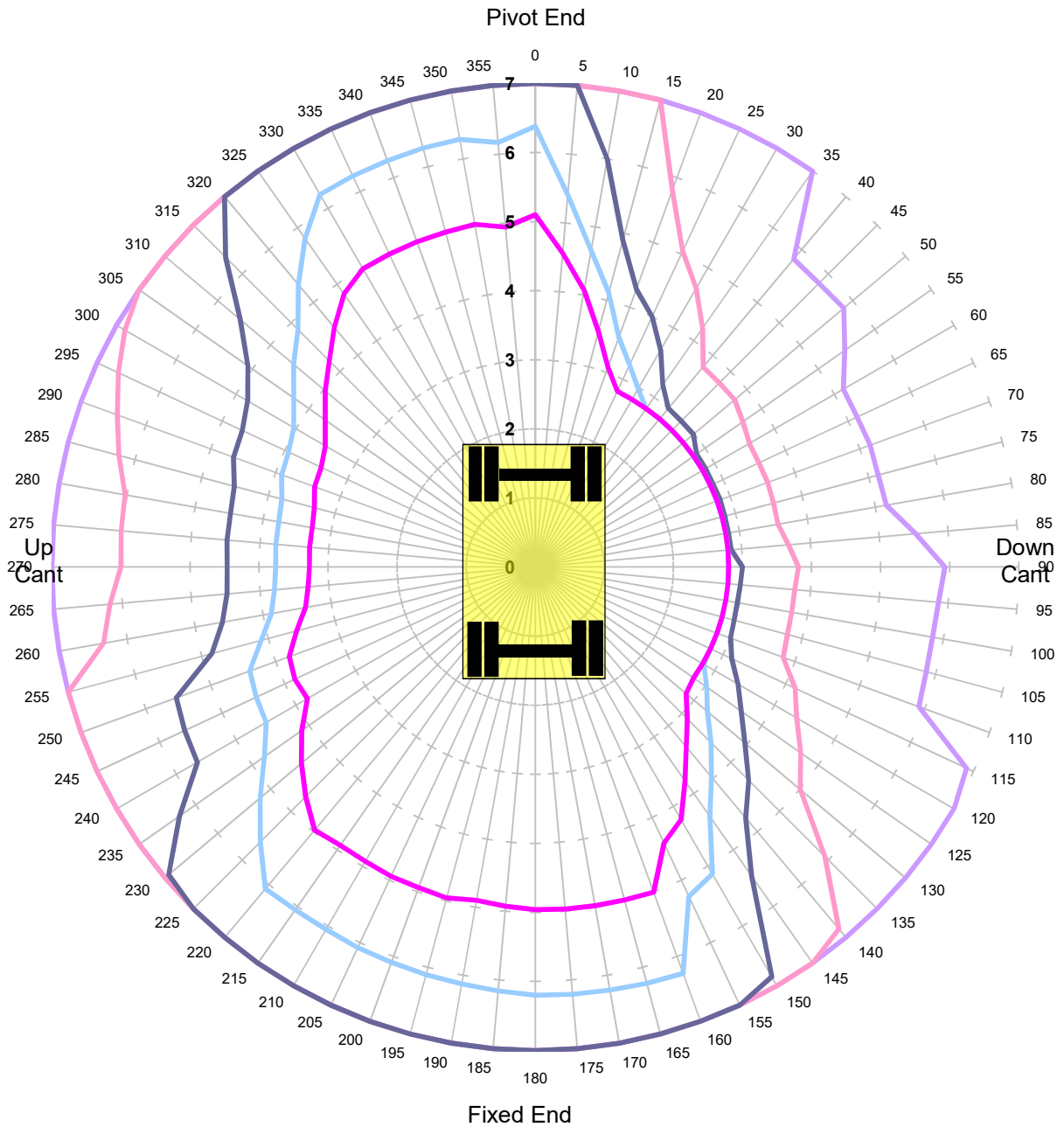


Units in Tonnes

- 1
- 2
- 3
- 4
- 5

<b>MACHINE &amp; MODEL:</b>	Case 988	<b>REFERENCE:</b>	MA51
<b>SERIAL No:</b>	232023	<b>DATE OF CHART:</b>	5-Oct-2018
<b>EQUIPMENT:</b>	1.80m + 3.13m + 2.10m	<b>SAFETY FACTOR:</b>	67.0%
<b>COMMENT:</b>			

**Case 988**  
**Max Capacity Contours of Radius(m) Plots 2.1m Dipper**  
**Gradient 1 in -25 Height 2m Lift BP**  
**Locked Rail Cant -150mm**

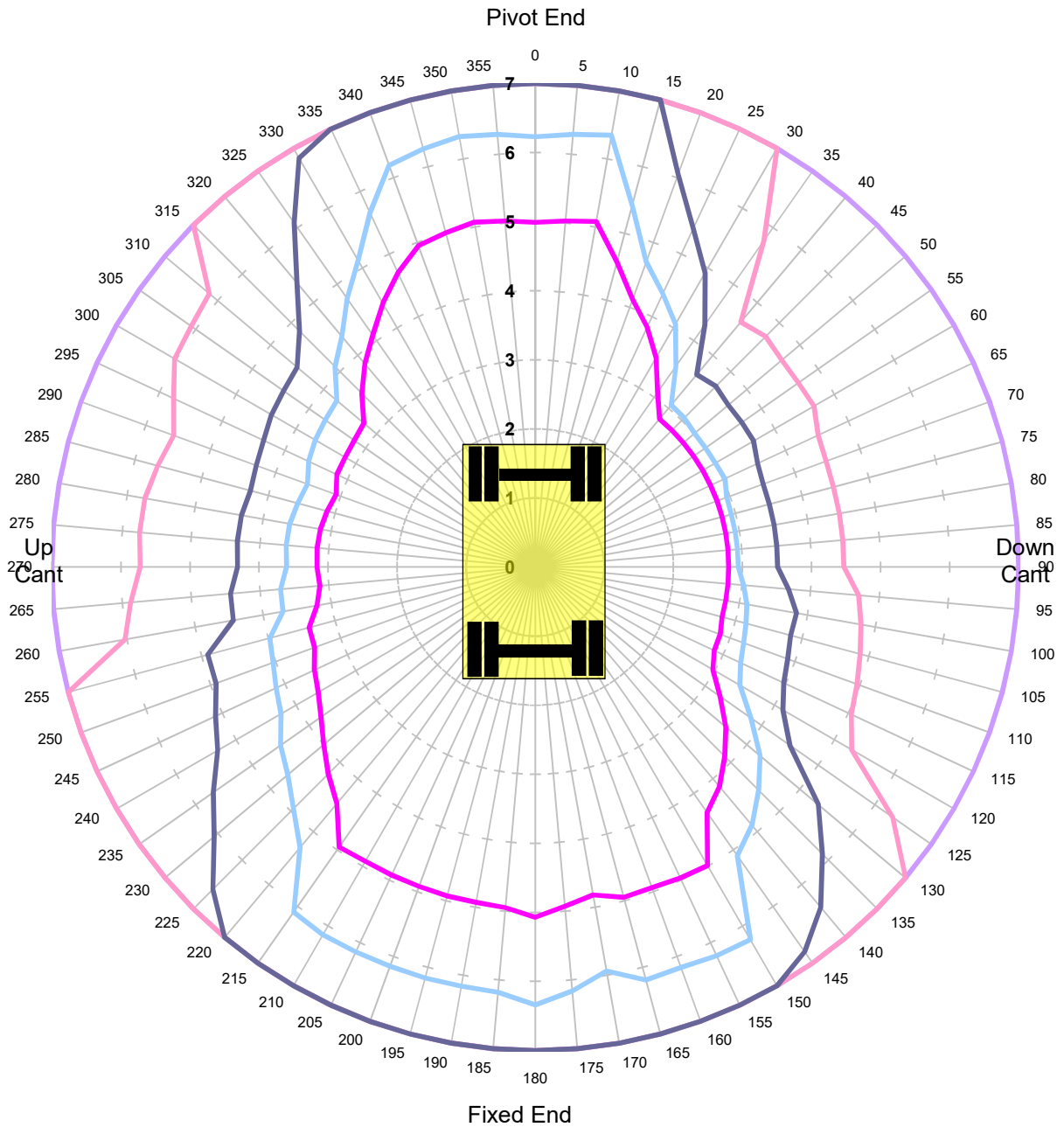


Units in Tonnes

- 1
- 2
- 3
- 4
- 5

<b>MACHINE &amp; MODEL:</b>	Case 988	<b>REFERENCE:</b>	MA51
<b>SERIAL No:</b>	232023	<b>DATE OF CHART:</b>	5-Oct-2018
<b>EQUIPMENT:</b>	1.80m + 3.13m + 2.10m	<b>SAFETY FACTOR:</b>	90.0%
<b>COMMENT:</b>			

**Case 988**  
**Max Capacity Contours of Radius(m) Plots 2.1m Dipper**  
**Gradient 1 in -25 Height 2m Lift BP**  
**Locked Rail Cant -50mm**

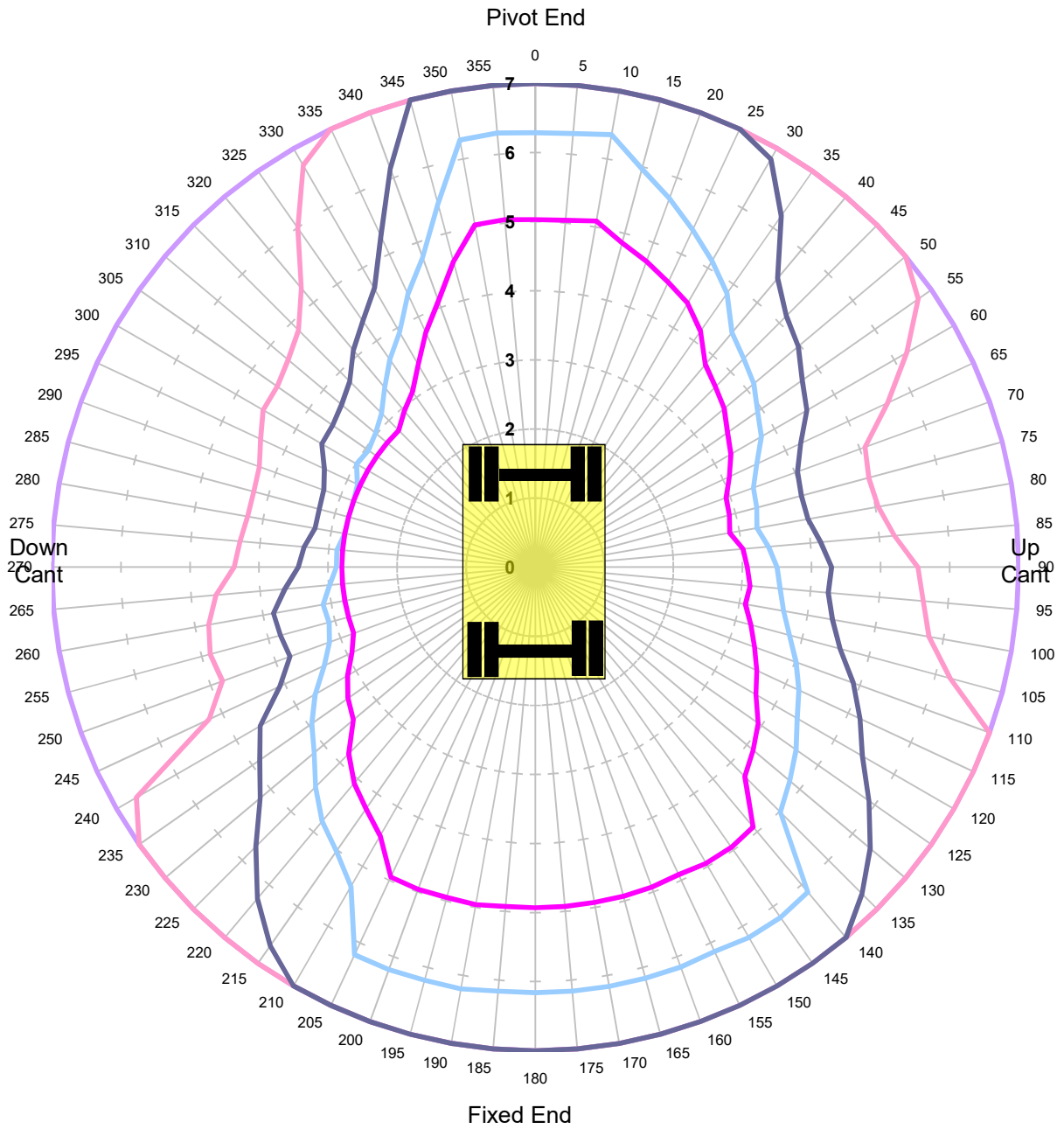


Units in Tonnes

- 1
- 2
- 3
- 4
- 5

<b>MACHINE &amp; MODEL:</b>	Case 988	<b>REFERENCE:</b>	MA51
<b>SERIAL No:</b>	232023	<b>DATE OF CHART:</b>	5-Oct-2018
<b>EQUIPMENT:</b>	1.80m + 3.13m + 2.10m	<b>SAFETY FACTOR:</b>	90.0%
<b>COMMENT:</b>			

**Case 988**  
**Max Capacity Contours of Radius(m) Plots 2.1m Dipper**  
**Gradient 1 in -25 Height 2m Lift BP**  
**Locked Rail Cant 50mm**



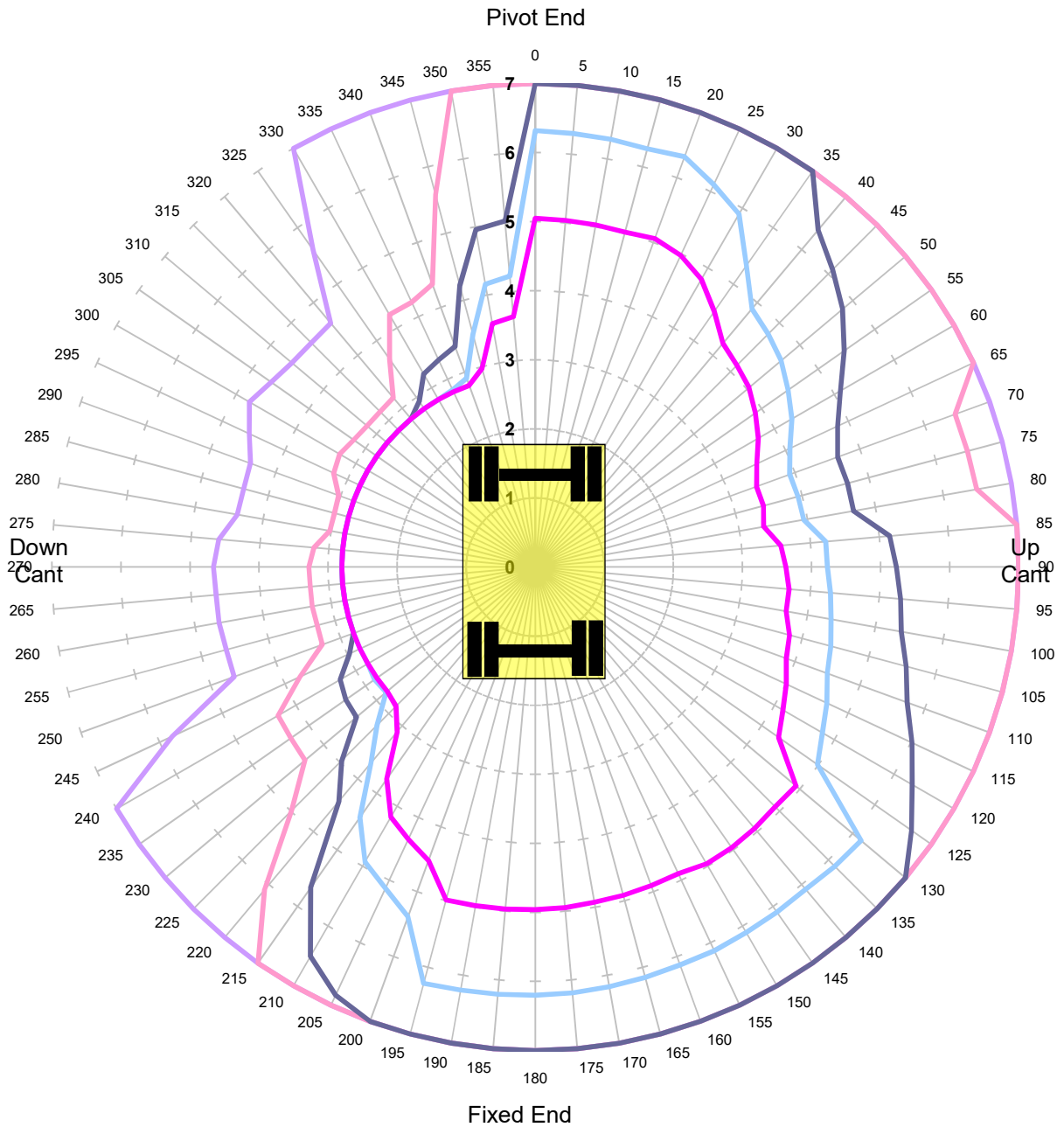
Units in Tonnes

- 1
- 2
- 3
- 4
- 5

<b>MACHINE &amp; MODEL:</b>	Case 988	<b>REFERENCE:</b>	MA51
<b>SERIAL No:</b>	232023	<b>DATE OF CHART:</b>	5-Oct-2018
<b>EQUIPMENT:</b>	1.80m + 3.13m + 2.10m	<b>SAFETY FACTOR:</b>	90.0%
<b>COMMENT:</b>			



**Case 988**  
**Max Capacity Contours of Radius(m) Plots 2.1m Dipper**  
**Gradient 1 in -25 Height 2m Lift BP**  
**Locked Rail Cant 150mm**



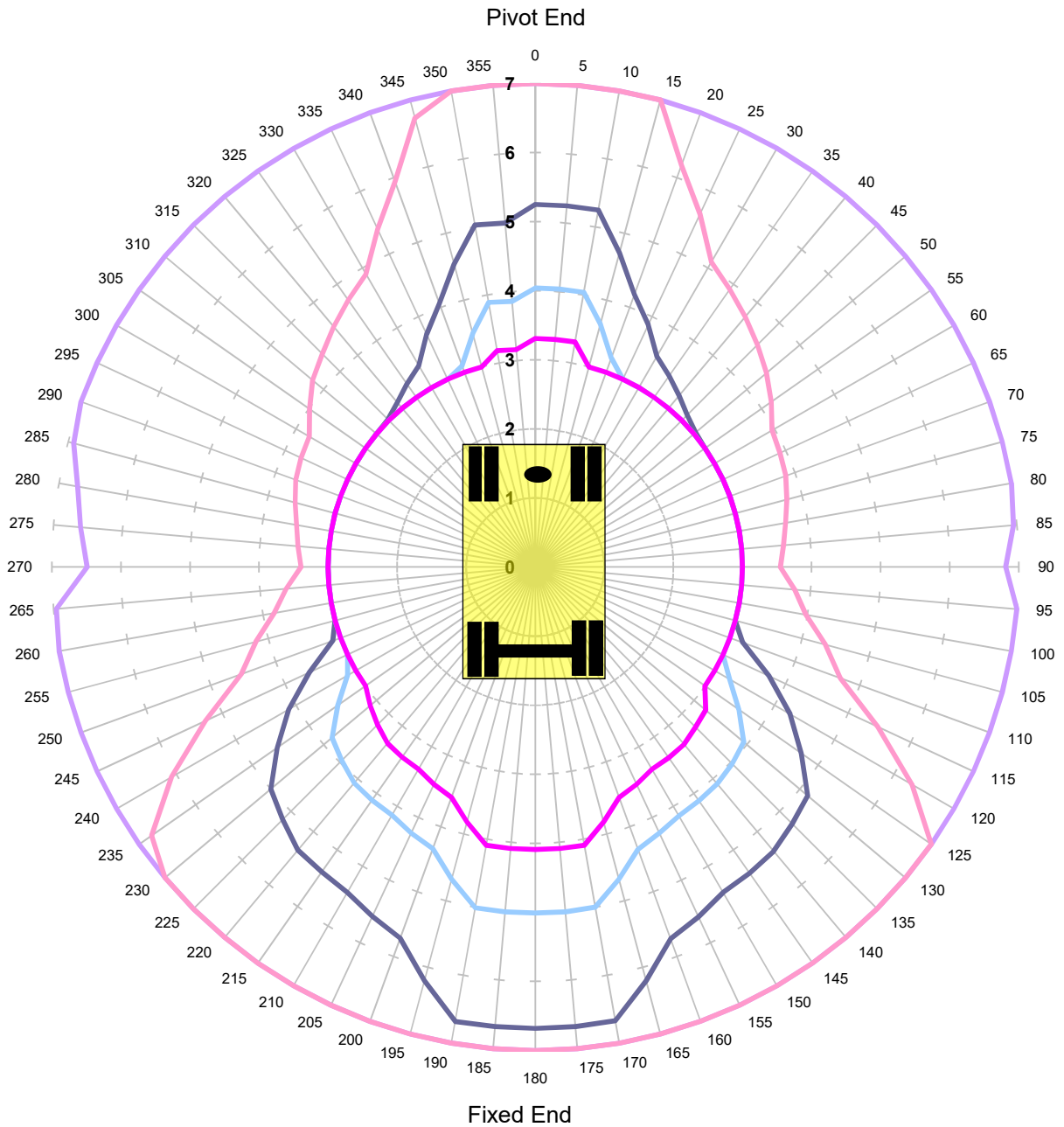
Units in Tonnes

- 1 — 2 — 3 — 4 — 5

<b>MACHINE &amp; MODEL:</b>	Case 988	<b>REFERENCE:</b>	MA51
<b>SERIAL No:</b>	232023	<b>DATE OF CHART:</b>	5-Oct-2018
<b>EQUIPMENT:</b>	1.80m + 3.13m + 2.10m	<b>SAFETY FACTOR:</b>	90.0%
<b>COMMENT:</b>			



**Case 988**  
**Max Capacity Contours of Radius(m) Plots 2.1m Dipper**  
**Level Ground Height 2m Lift BP**  
**Unlocked Road**

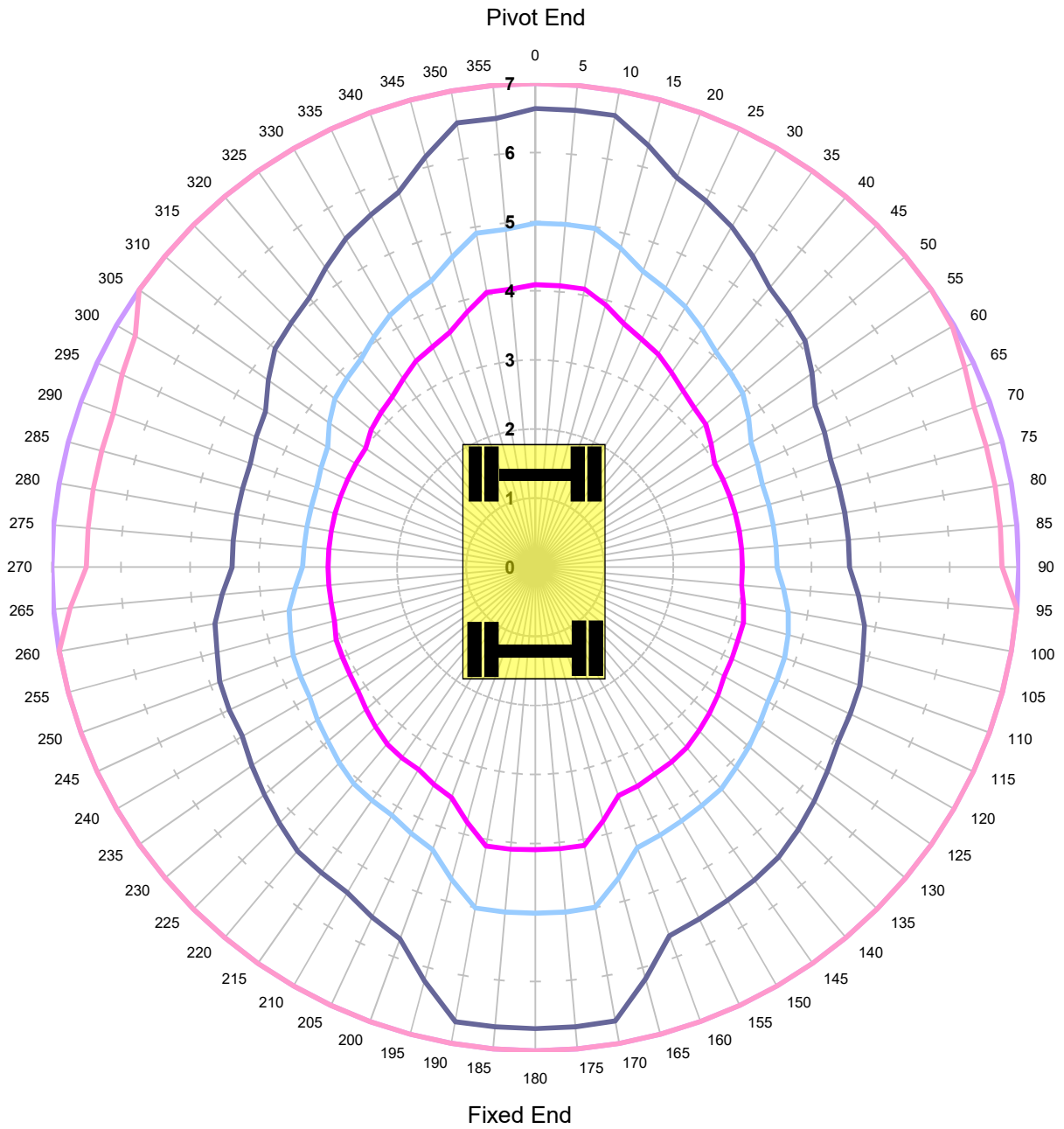


Units in Tonnes

— 1 — 2 — 3 — 4 — 5

<b>MACHINE &amp; MODEL:</b>	Case 988	<b>REFERENCE:</b>	MA51
<b>SERIAL No:</b>	232023	<b>DATE OF CHART:</b>	5-Oct-2018
<b>EQUIPMENT:</b>	1.80m + 3.13m + 2.10m	<b>SAFETY FACTOR:</b>	71.0%
<b>COMMENT:</b>			

**Case 988**  
**Max Capacity Contours of Radius(m) Plots 2.1m Dipper**  
**Level Ground Height 2m Lift BP**  
**Locked Road**

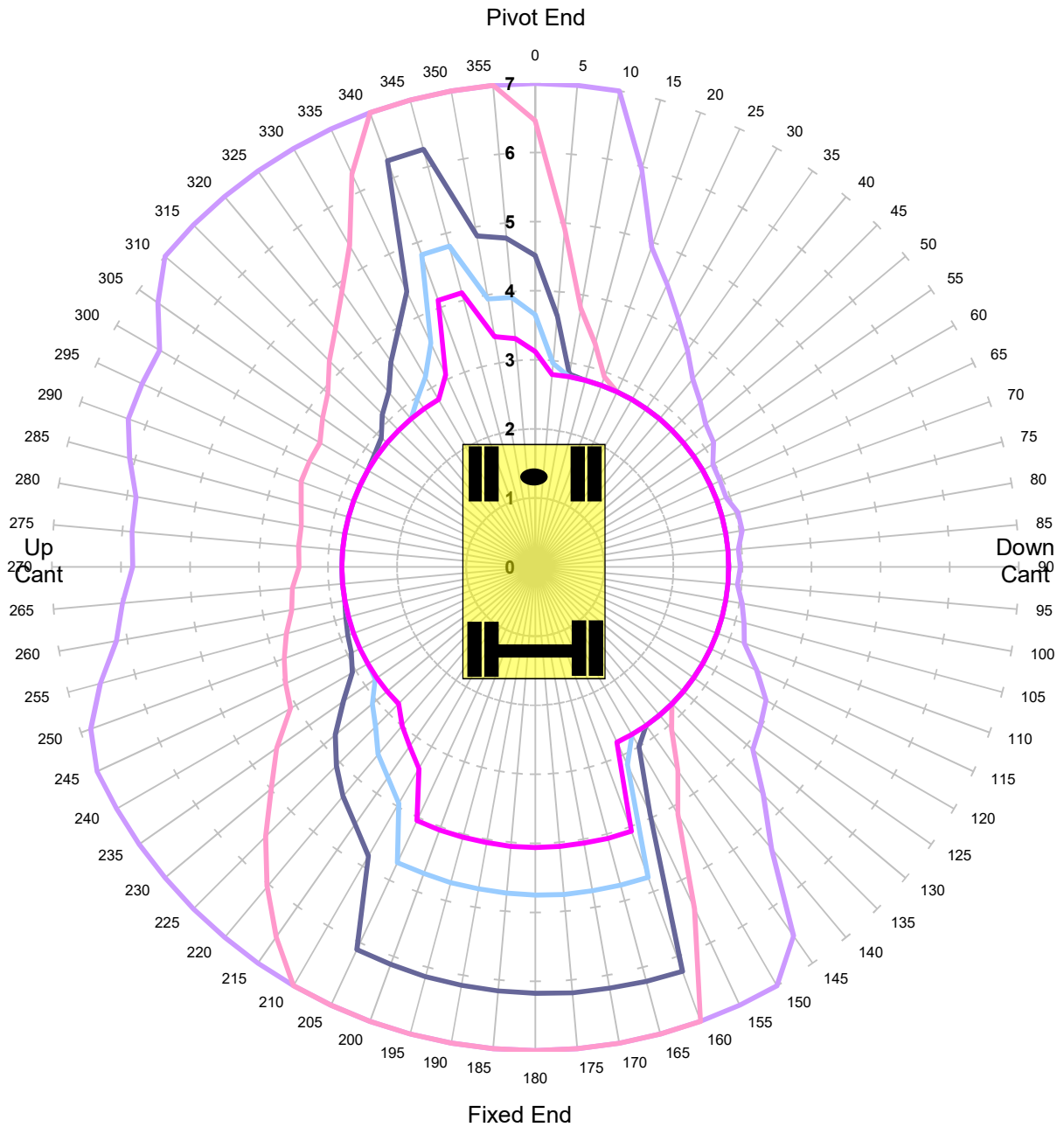


Units in Tonnes

- 1
- 2
- 3
- 4
- 5

<b>MACHINE &amp; MODEL:</b>	Case 988	<b>REFERENCE:</b>	MA51
<b>SERIAL No:</b>	232023	<b>DATE OF CHART:</b>	5-Oct-2018
<b>EQUIPMENT:</b>	1.80m + 3.13m + 2.10m	<b>SAFETY FACTOR:</b>	71.0%
<b>COMMENT:</b>			

**Case 988**  
**Max Capacity Contours of Radius(m) Plots 2.1m Dipper**  
**Gradient 1 in -25 Height 2m Lift BP**  
**Unlocked Rail Cant -150mm - Tandem Lift**

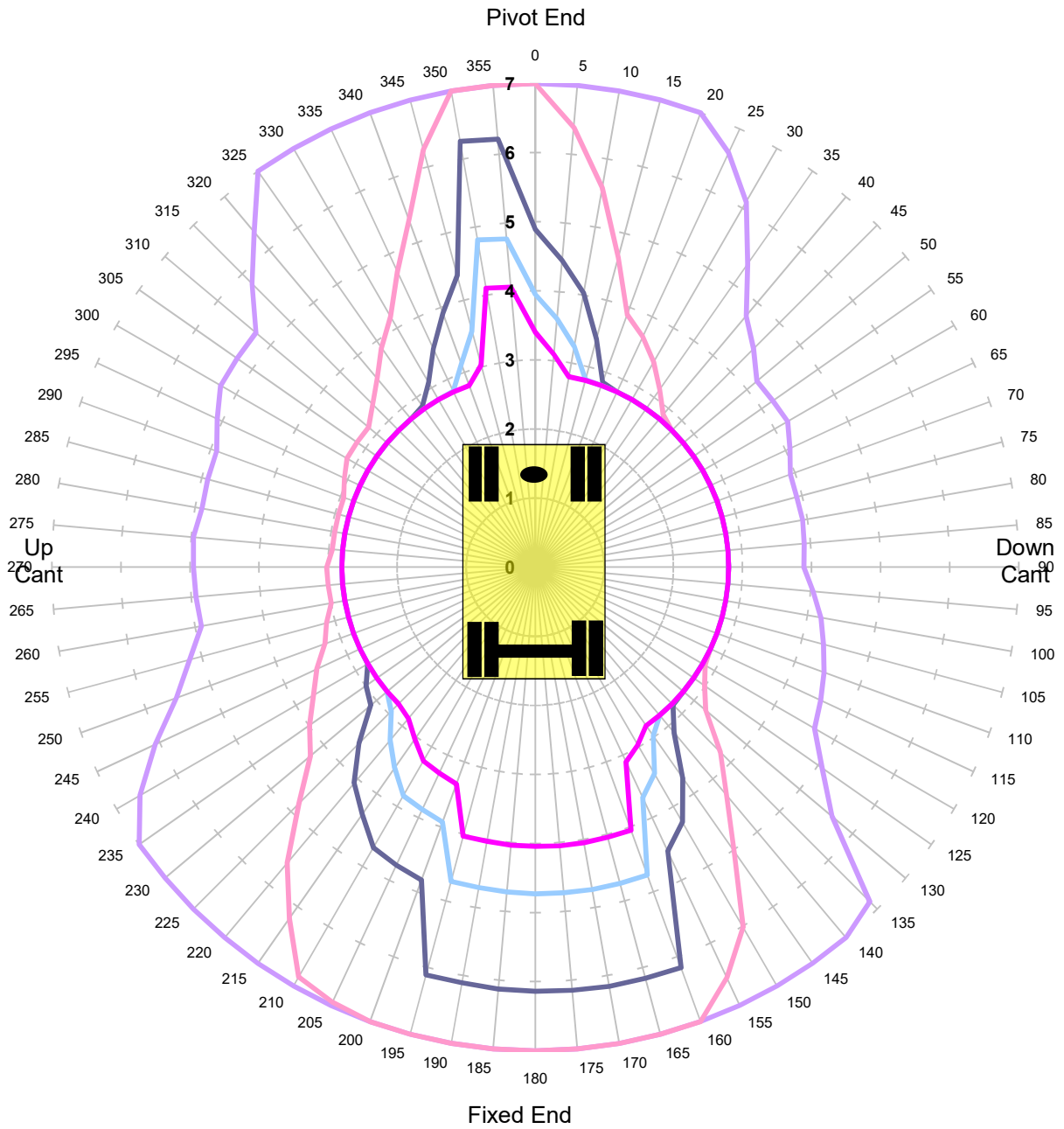


Units in Tonnes

- 1 — 2 — 3 — 4 — 5

<b>MACHINE &amp; MODEL:</b>	Case 988	<b>REFERENCE:</b>	MA51
<b>SERIAL No:</b>	232023	<b>DATE OF CHART:</b>	5-Oct-2018
<b>EQUIPMENT:</b>	1.80m + 3.13m + 2.10m	<b>SAFETY FACTOR:</b>	45.0%
<b>COMMENT:</b>			

**Case 988**  
**Max Capacity Contours of Radius(m) Plots 2.1m Dipper**  
**Gradient 1 in -25 Height 2m Lift BP**  
**Unlocked Rail Cant -50mm - Tandem Lift**

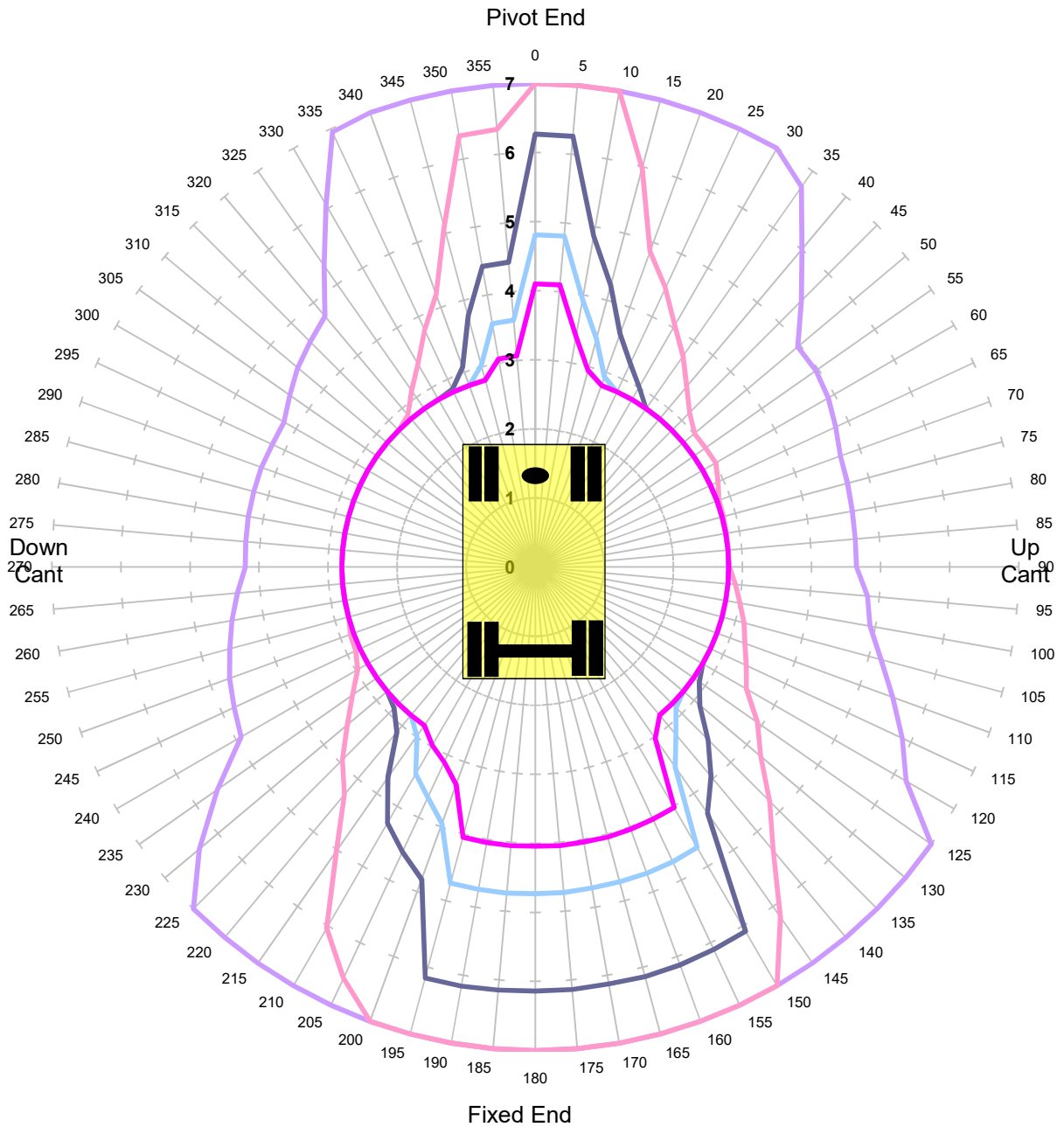


Units in Tonnes

- 1
- 2
- 3
- 4
- 5

<b>MACHINE &amp; MODEL:</b>	Case 988	<b>REFERENCE:</b>	MA51
<b>SERIAL No:</b>	232023	<b>DATE OF CHART:</b>	5-Oct-2018
<b>EQUIPMENT:</b>	1.80m + 3.13m + 2.10m	<b>SAFETY FACTOR:</b>	45.0%
<b>COMMENT:</b>			

**Case 988**  
**Max Capacity Contours of Radius(m) Plots 2.1m Dipper**  
**Gradient 1 in -25 Height 2m Lift BP**  
**Unlocked Rail Cant 50mm - Tandem Lift**

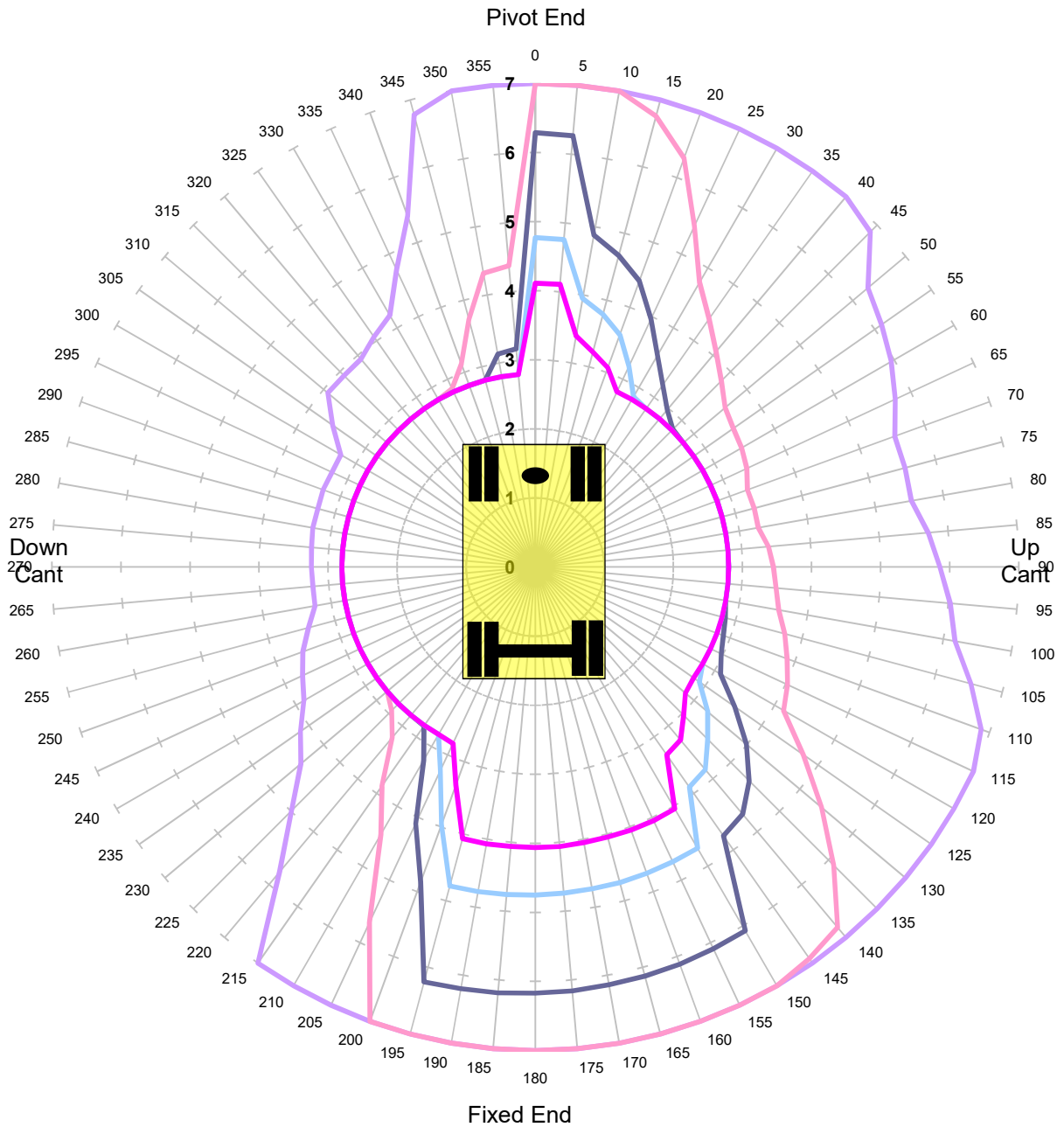


Units in Tonnes

- 1 — 2 — 3 — 4 — 5

<b>MACHINE &amp; MODEL:</b>	Case 988	<b>REFERENCE:</b>	MA51
<b>SERIAL No:</b>	232023	<b>DATE OF CHART:</b>	5-Oct-2018
<b>EQUIPMENT:</b>	1.80m + 3.13m + 2.10m	<b>SAFETY FACTOR:</b>	45.0%
<b>COMMENT:</b>			

**Case 988**  
**Max Capacity Contours of Radius(m) Plots 2.1m Dipper**  
**Gradient 1 in -25 Height 2m Lift BP**  
**Unlocked Rail Cant 150mm - Tandem Lift**

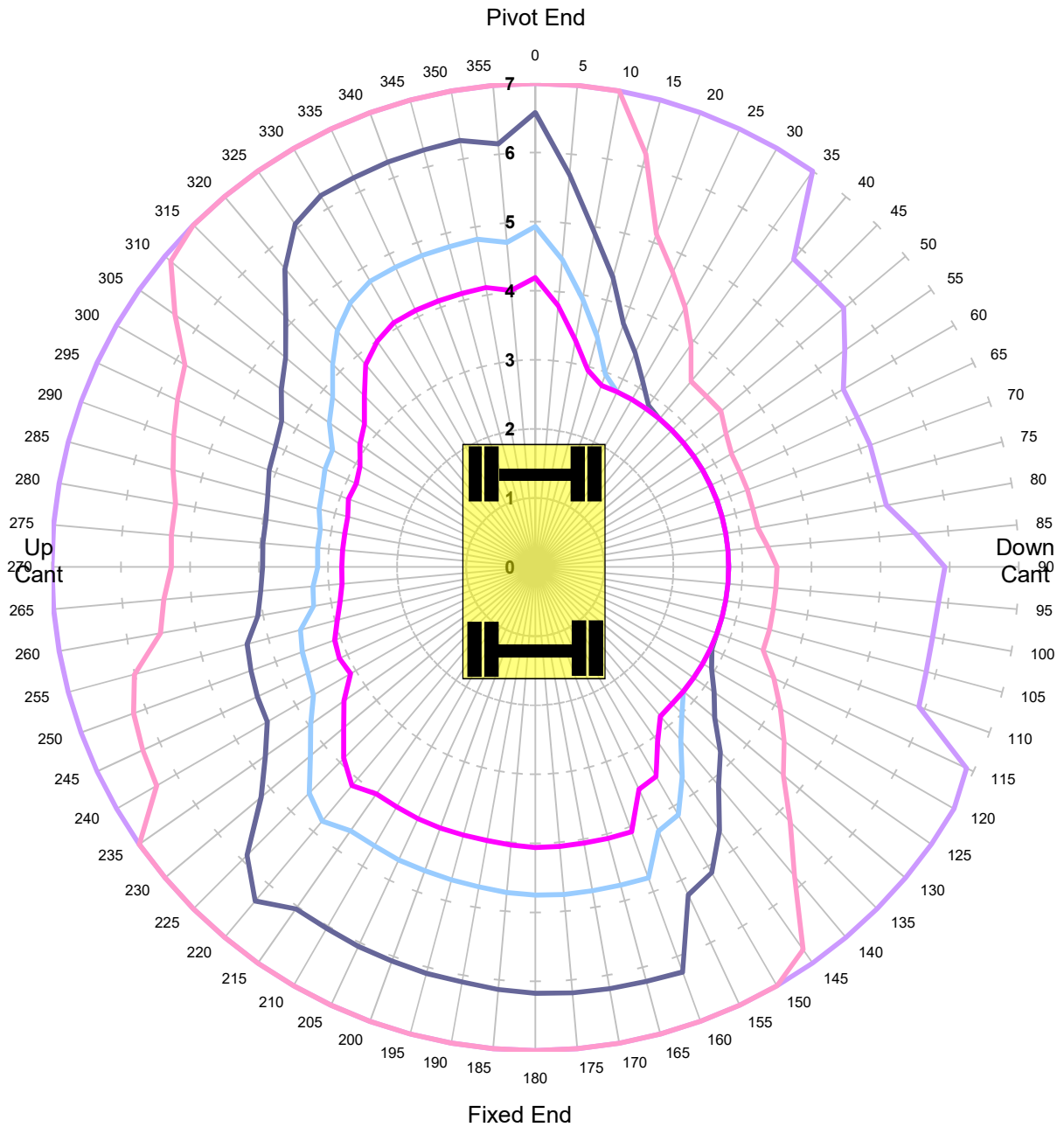


Units in Tonnes

- 1
- 2
- 3
- 4
- 5

<b>MACHINE &amp; MODEL:</b>	Case 988	<b>REFERENCE:</b>	MA51
<b>SERIAL No:</b>	232023	<b>DATE OF CHART:</b>	5-Oct-2018
<b>EQUIPMENT:</b>	1.80m + 3.13m + 2.10m	<b>SAFETY FACTOR:</b>	45.0%
<b>COMMENT:</b>			

**Case 988**  
**Max Capacity Contours of Radius(m) Plots 2.1m Dipper**  
**Gradient 1 in -25 Height 2m Lift BP**  
**Locked Rail Cant -150mm - Tandem Lift**



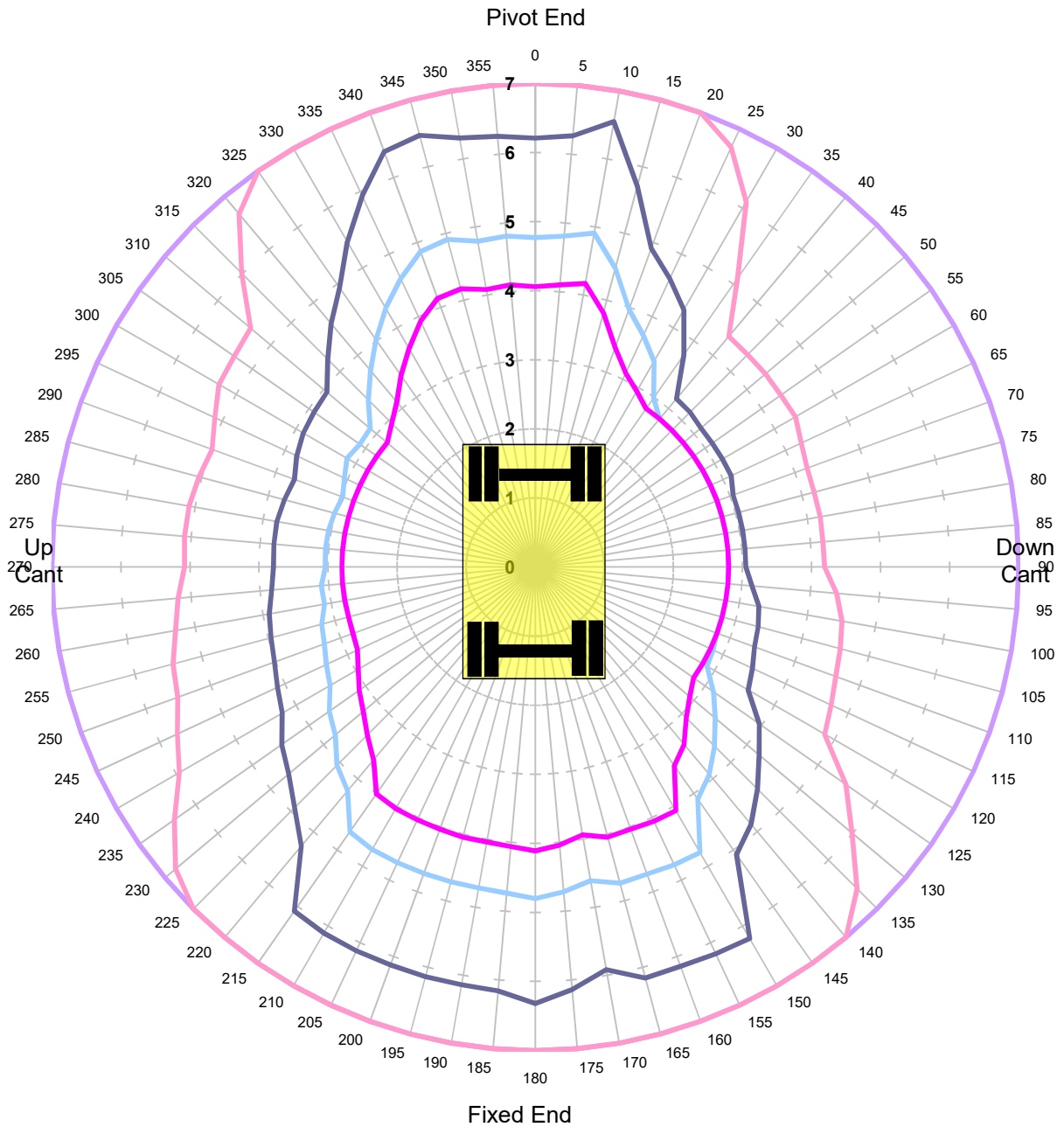
Units in Tonnes

- 1 — 2 — 3 — 4 — 5

<b>MACHINE &amp; MODEL:</b>	Case 988	<b>REFERENCE:</b>	MA51
<b>SERIAL No:</b>	232023	<b>DATE OF CHART:</b>	5-Oct-2018
<b>EQUIPMENT:</b>	1.80m + 3.13m + 2.10m	<b>SAFETY FACTOR:</b>	60.0%
<b>COMMENT:</b>			



**Case 988**  
**Max Capacity Contours of Radius(m) Plots 2.1m Dipper**  
**Gradient 1 in -25 Height 2m Lift BP**  
**Locked Rail Cant -50mm - Tandem Lift**

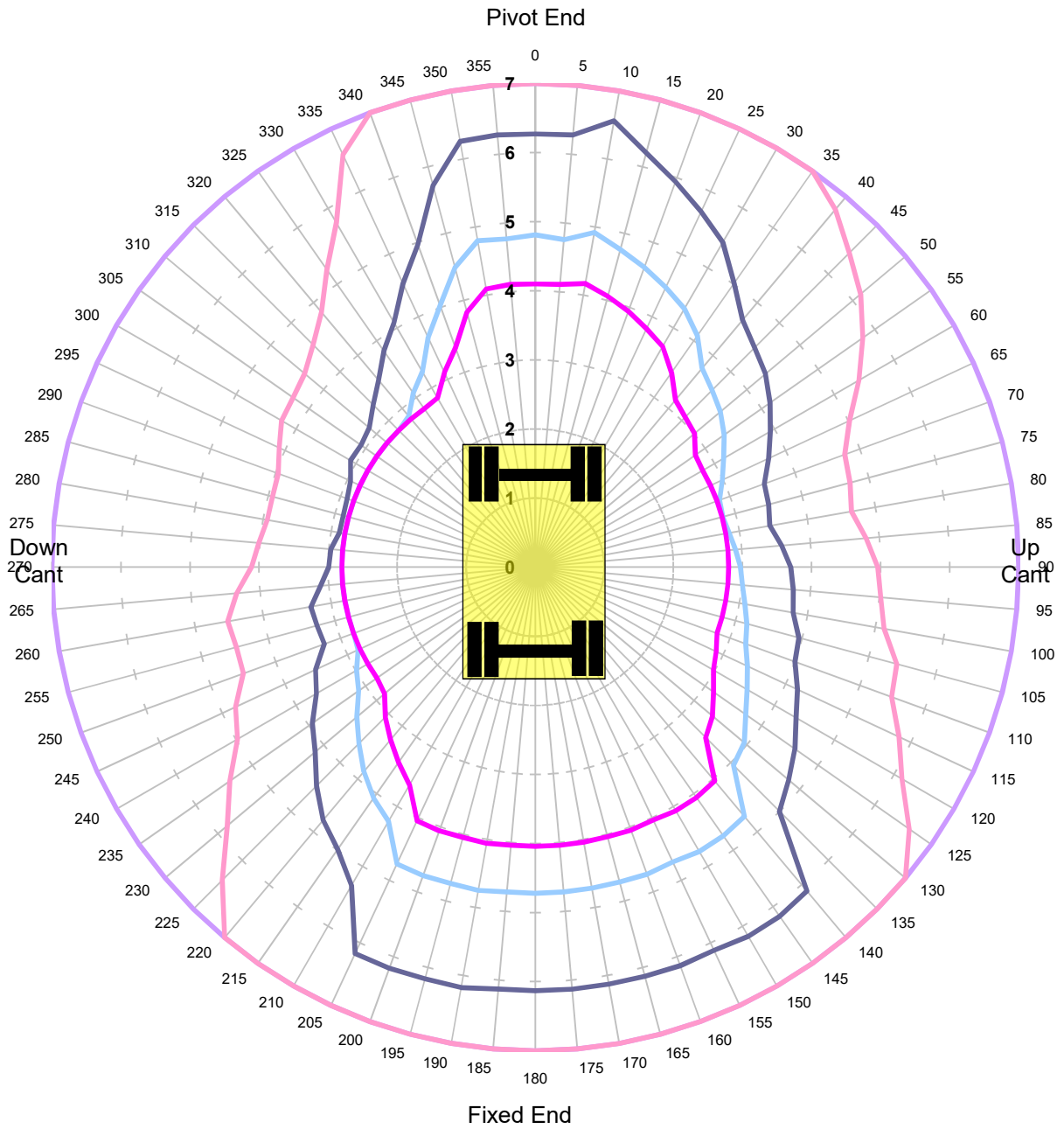


Units in Tonnes

- 1
- 2
- 3
- 4
- 5

<b>MACHINE &amp; MODEL:</b>	Case 988	<b>REFERENCE:</b>	MA51
<b>SERIAL No:</b>	232023	<b>DATE OF CHART:</b>	5-Oct-2018
<b>EQUIPMENT:</b>	1.80m + 3.13m + 2.10m	<b>SAFETY FACTOR:</b>	60.0%
<b>COMMENT:</b>			

**Case 988**  
**Max Capacity Contours of Radius(m) Plots 2.1m Dipper**  
**Gradient 1 in -25 Height 2m Lift BP**  
**Locked Rail Cant 50mm - Tandem Lift**

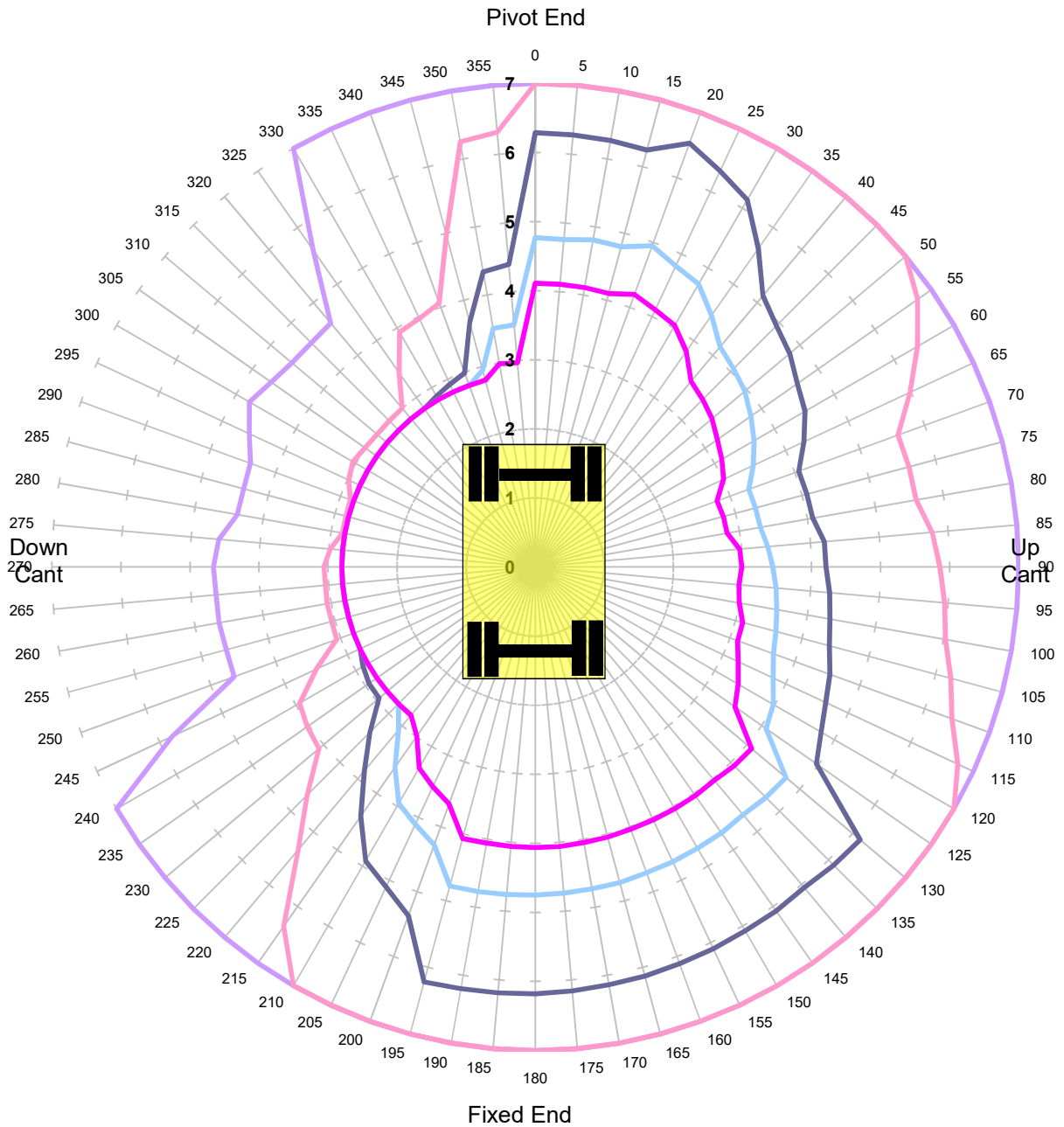


Units in Tonnes

- 1
- 2
- 3
- 4
- 5

<b>MACHINE &amp; MODEL:</b>	Case 988	<b>REFERENCE:</b>	MA51
<b>SERIAL No:</b>	232023	<b>DATE OF CHART:</b>	5-Oct-2018
<b>EQUIPMENT:</b>	1.80m + 3.13m + 2.10m	<b>SAFETY FACTOR:</b>	60.0%
<b>COMMENT:</b>			

**Case 988**  
**Max Capacity Contours of Radius(m) Plots 2.1m Dipper**  
**Gradient 1 in -25 Height 2m Lift BP**  
**Locked Rail Cant 150mm - Tandem Lift**

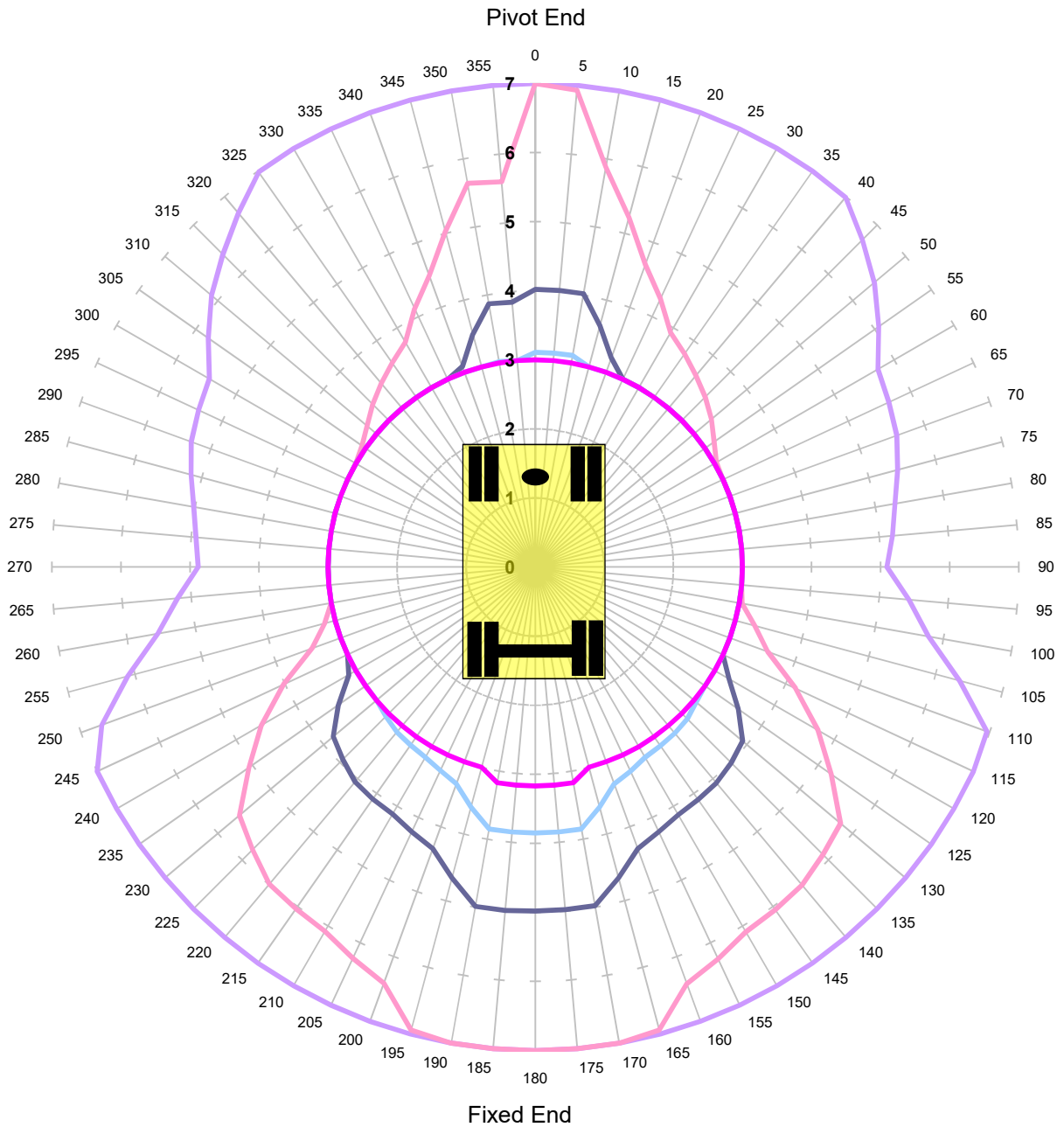


Units in Tonnes

- 1 — 2 — 3 — 4 — 5

<b>MACHINE &amp; MODEL:</b>	Case 988	<b>REFERENCE:</b>	MA51
<b>SERIAL No:</b>	232023	<b>DATE OF CHART:</b>	5-Oct-2018
<b>EQUIPMENT:</b>	1.80m + 3.13m + 2.10m	<b>SAFETY FACTOR:</b>	60.0%
<b>COMMENT:</b>			

**Case 988**  
**Max Capacity Contours of Radius(m) Plots 2.1m Dipper**  
**Level Ground Height 2m Lift BP**  
**Unlocked Road - Tandem Lift**

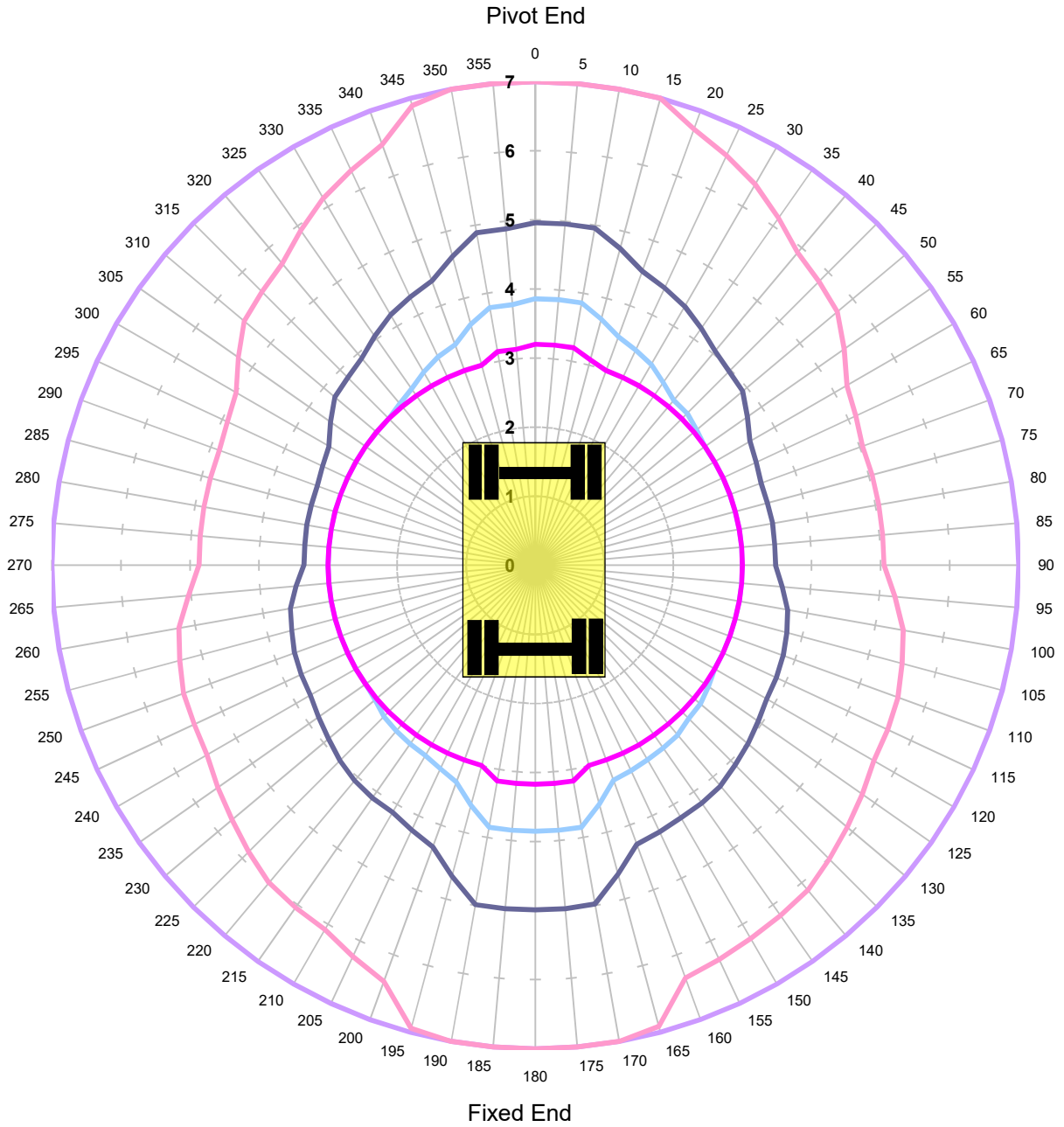


Units in Tonnes

- 1
- 2
- 3
- 4
- 5

<b>MACHINE &amp; MODEL:</b>	Case 988	<b>REFERENCE:</b>	MA51
<b>SERIAL No:</b>	232023	<b>DATE OF CHART:</b>	5-Oct-2018
<b>EQUIPMENT:</b>	1.80m + 3.13m + 2.10m	<b>SAFETY FACTOR:</b>	47.0%
<b>COMMENT:</b>			

**Case 988**  
**Max Capacity Contours of Radius(m) Plots 2.1m Dipper**  
**Level Ground Height 2m Lift BP**  
**Locked Road - Tandem Lift**

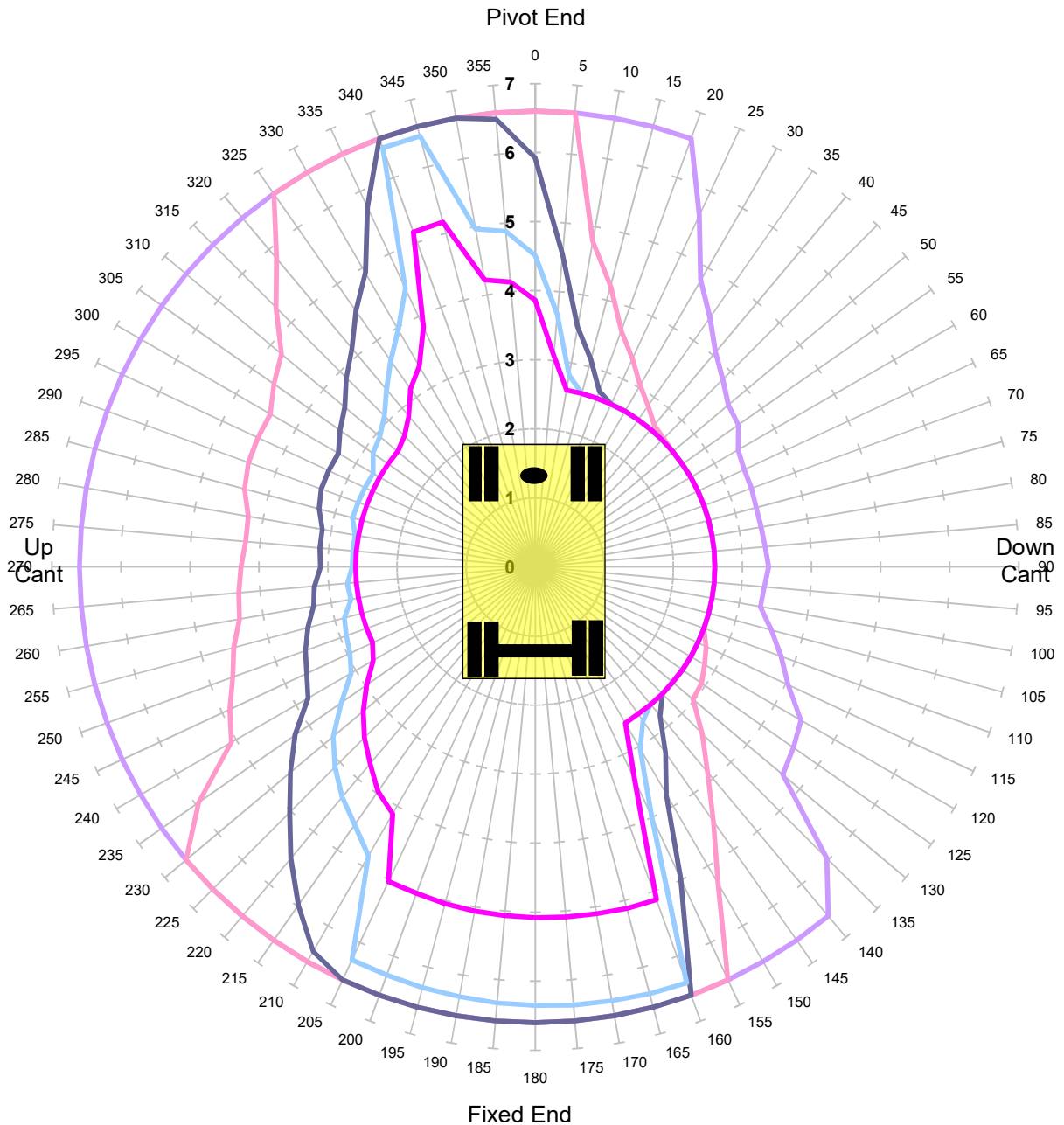


Units in Tonnes

- 1
- 2
- 3
- 4
- 5

<b>MACHINE &amp; MODEL:</b>	Case 988	<b>REFERENCE:</b>	MA51
<b>SERIAL No:</b>	232023	<b>DATE OF CHART:</b>	5-Oct-2018
<b>EQUIPMENT:</b>	1.80m + 3.13m + 2.10m	<b>SAFETY FACTOR:</b>	47.0%
<b>COMMENT:</b>			

**Case 988**  
**Max Capacity Contours of Radius(m) Plots 2.1m Dipper**  
**Gradient 1 in -25 Height 2m Lift ALP1**  
**Unlocked Rail Cant -150mm**

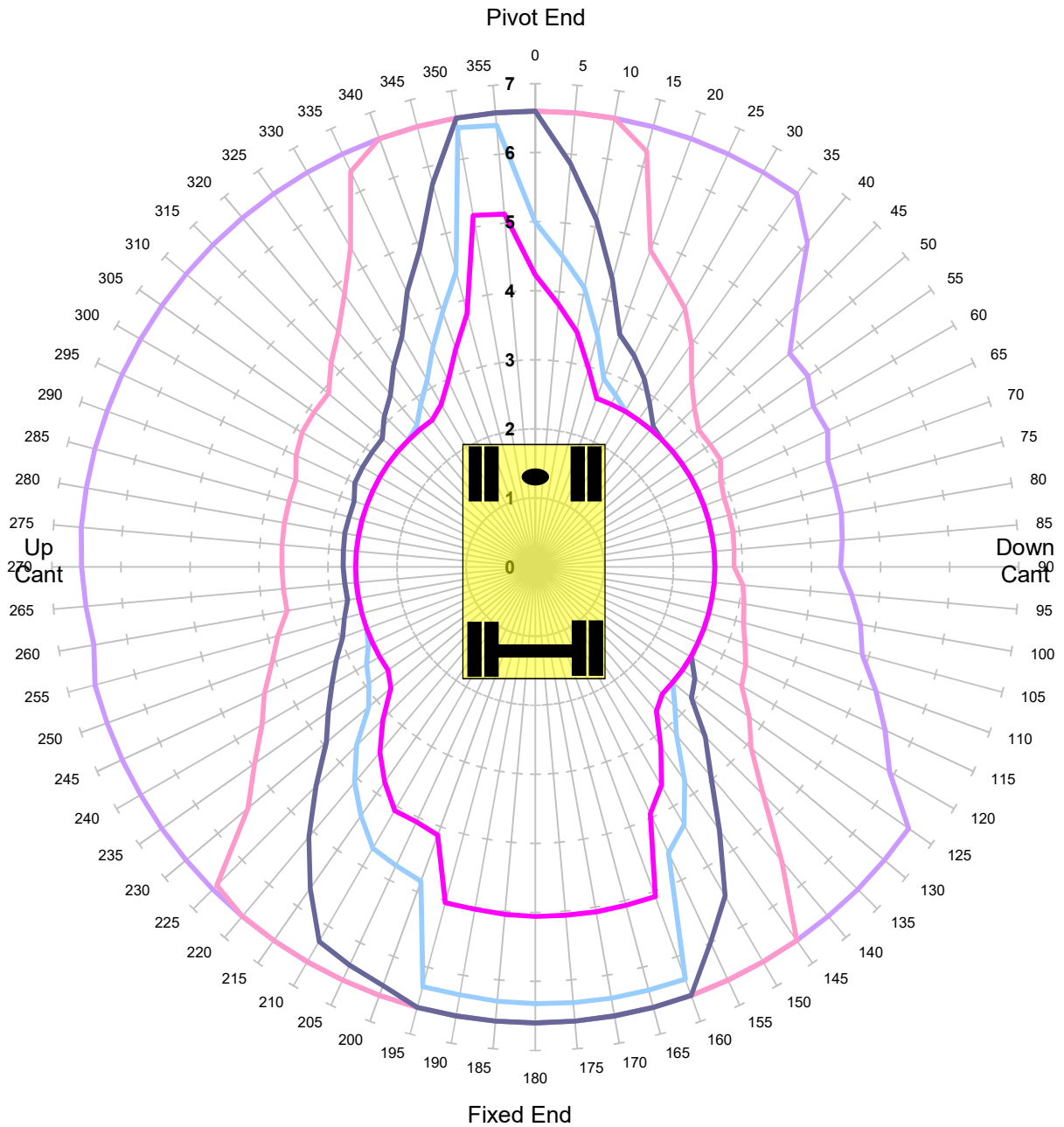


Units in Tonnes

- 1
- 2
- 3
- 4
- 5

<b>MACHINE &amp; MODEL:</b>	Case 988	<b>REFERENCE:</b>	MA51
<b>SERIAL No:</b>	232023	<b>DATE OF CHART:</b>	5-Oct-2018
<b>EQUIPMENT:</b>	1.80m + 3.13m + 2.10m	<b>SAFETY FACTOR:</b>	67.0%
<b>COMMENT:</b>			

**Case 988**  
**Max Capacity Contours of Radius(m) Plots 2.1m Dipper**  
**Gradient 1 in -25 Height 2m Lift ALP1**  
**Unlocked Rail Cant -50mm**



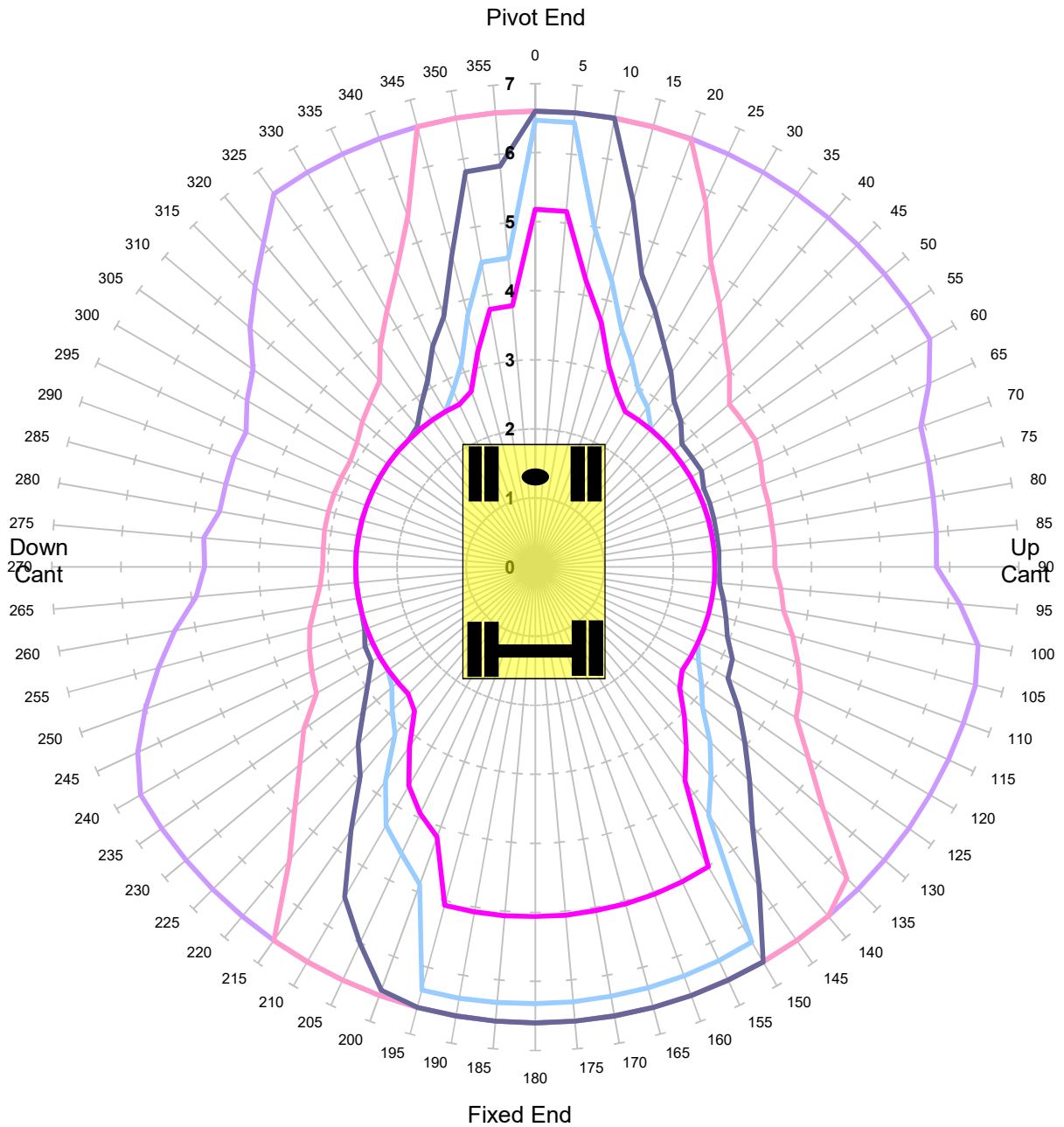
Units in Tonnes

— 1 — 2 — 3 — 4 — 5

<b>MACHINE &amp; MODEL:</b>	Case 988	<b>REFERENCE:</b>	MA51
<b>SERIAL No:</b>	232023	<b>DATE OF CHART:</b>	5-Oct-2018
<b>EQUIPMENT:</b>	1.80m + 3.13m + 2.10m	<b>SAFETY FACTOR:</b>	67.0%
<b>COMMENT:</b>			



**Case 988**  
**Max Capacity Contours of Radius(m) Plots 2.1m Dipper**  
**Gradient 1 in -25 Height 2m Lift ALP1**  
**Unlocked Rail Cant 50mm**

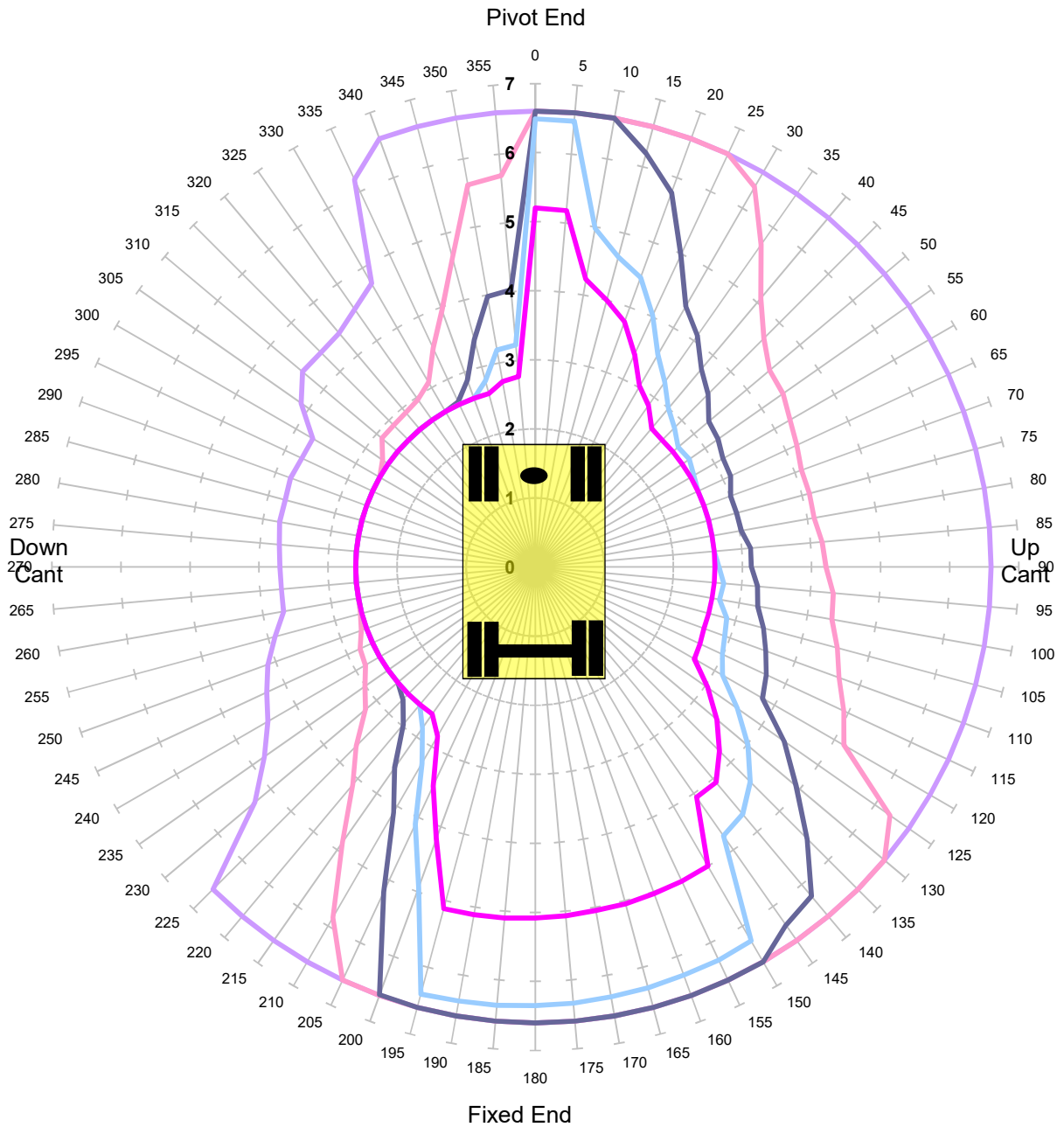


Units in Tonnes

— 1 — 2 — 3 — 4 — 5

<b>MACHINE &amp; MODEL:</b>	Case 988	<b>REFERENCE:</b>	MA51
<b>SERIAL No:</b>	232023	<b>DATE OF CHART:</b>	5-Oct-2018
<b>EQUIPMENT:</b>	1.80m + 3.13m + 2.10m	<b>SAFETY FACTOR:</b>	67.0%
<b>COMMENT:</b>			

**Case 988**  
**Max Capacity Contours of Radius(m) Plots 2.1m Dipper**  
**Gradient 1 in -25 Height 2m Lift ALP1**  
**Unlocked Rail Cant 150mm**

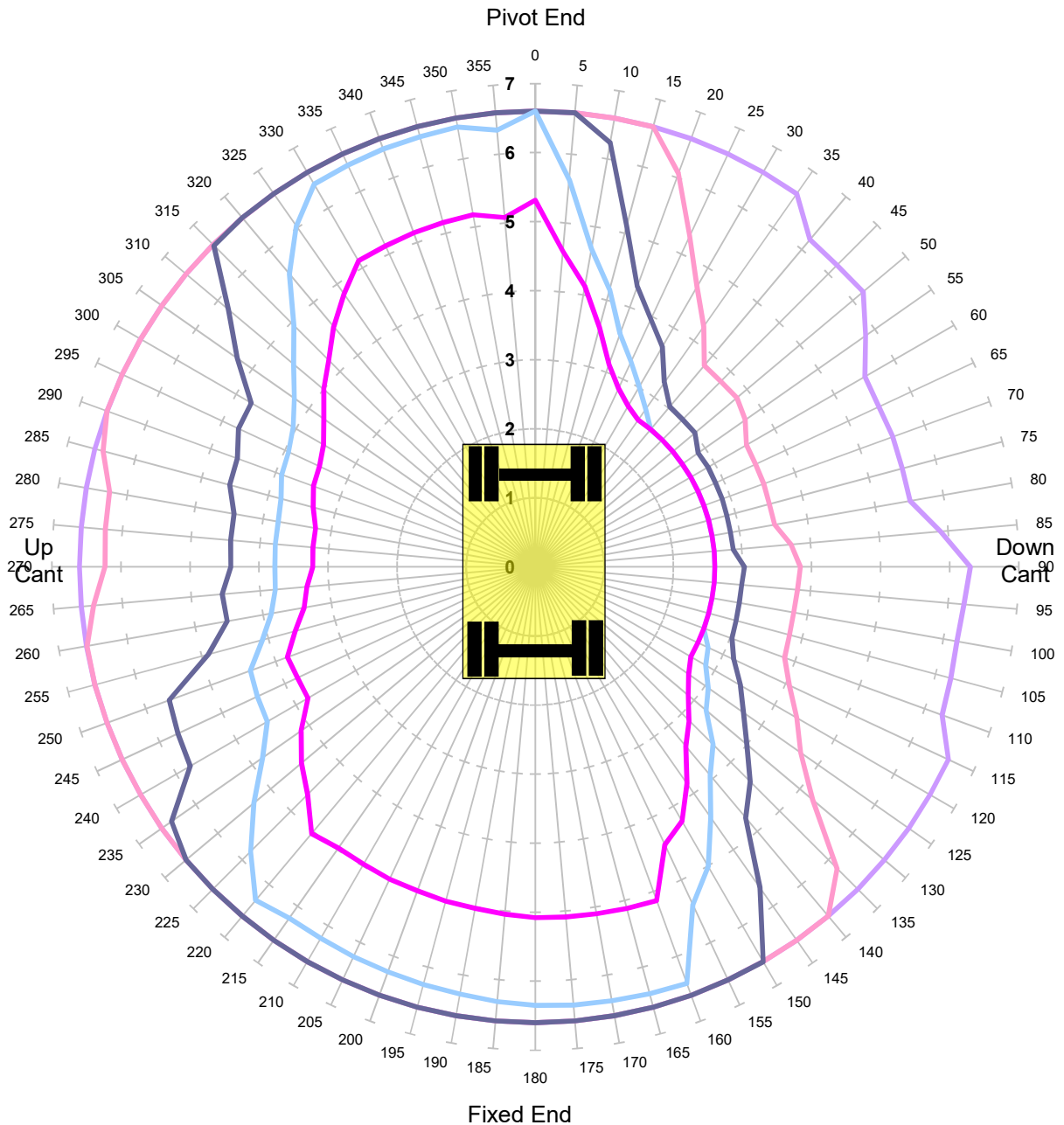


Units in Tonnes

— 1 — 2 — 3 — 4 — 5

<b>MACHINE &amp; MODEL:</b>	Case 988	<b>REFERENCE:</b>	MA51
<b>SERIAL No:</b>	232023	<b>DATE OF CHART:</b>	5-Oct-2018
<b>EQUIPMENT:</b>	1.80m + 3.13m + 2.10m	<b>SAFETY FACTOR:</b>	67.0%
<b>COMMENT:</b>			

**Case 988**  
**Max Capacity Contours of Radius(m) Plots 2.1m Dipper**  
**Gradient 1 in -25 Height 2m Lift ALP1**  
**Locked Rail Cant -150mm**

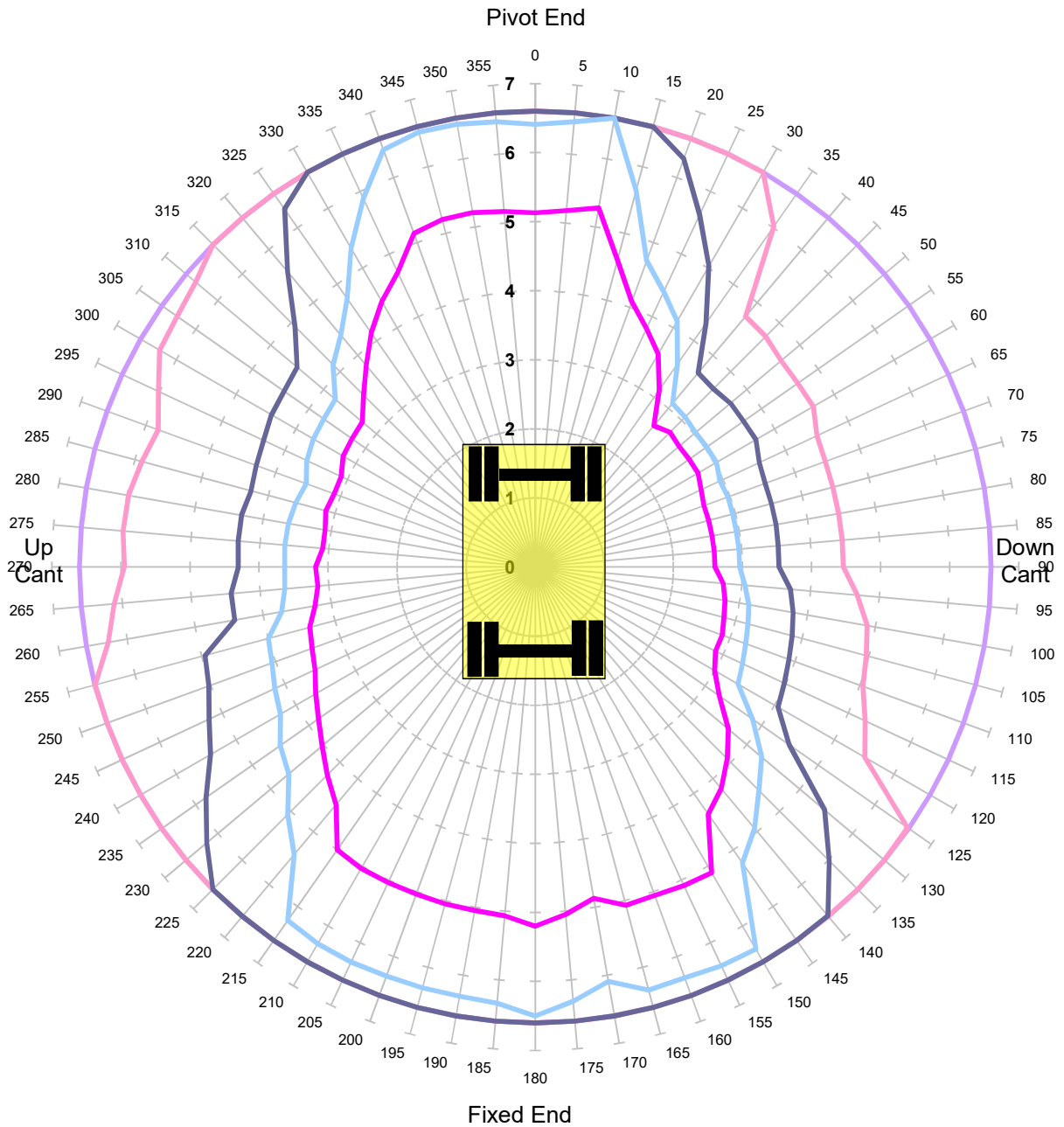


Units in Tonnes

- 1
- 2
- 3
- 4
- 5

<b>MACHINE &amp; MODEL:</b>	Case 988	<b>REFERENCE:</b>	MA51
<b>SERIAL No:</b>	232023	<b>DATE OF CHART:</b>	5-Oct-2018
<b>EQUIPMENT:</b>	1.80m + 3.13m + 2.10m	<b>SAFETY FACTOR:</b>	90.0%
<b>COMMENT:</b>			

**Case 988**  
**Max Capacity Contours of Radius(m) Plots 2.1m Dipper**  
**Gradient 1 in -25 Height 2m Lift ALP1**  
**Locked Rail Cant -50mm**

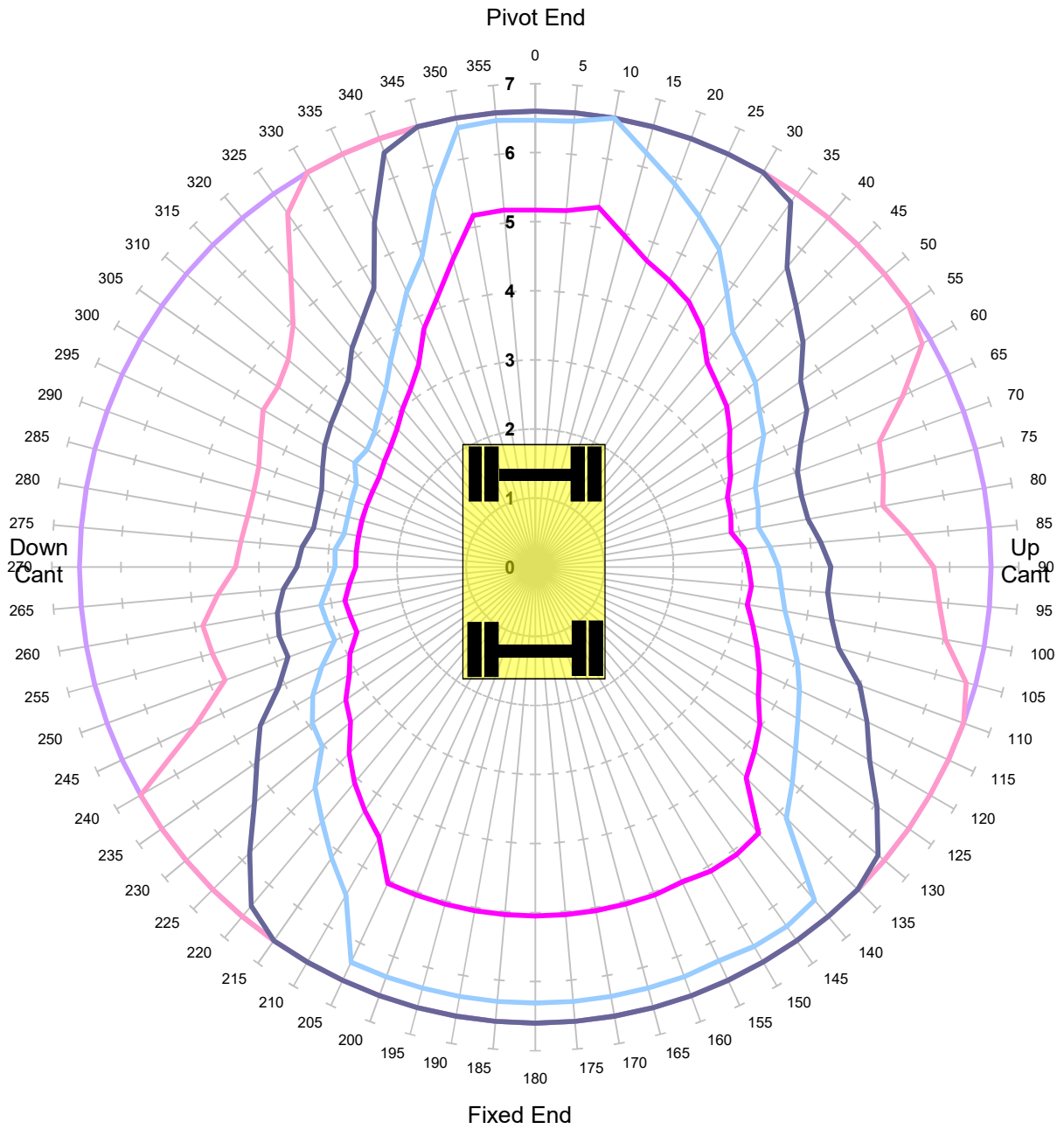


Units in Tonnes

- 1
- 2
- 3
- 4
- 5

<b>MACHINE &amp; MODEL:</b>	Case 988	<b>REFERENCE:</b>	MA51
<b>SERIAL No:</b>	232023	<b>DATE OF CHART:</b>	5-Oct-2018
<b>EQUIPMENT:</b>	1.80m + 3.13m + 2.10m	<b>SAFETY FACTOR:</b>	90.0%
<b>COMMENT:</b>			

**Case 988**  
**Max Capacity Contours of Radius(m) Plots 2.1m Dipper**  
**Gradient 1 in -25 Height 2m Lift ALP1**  
**Locked Rail Cant 50mm**

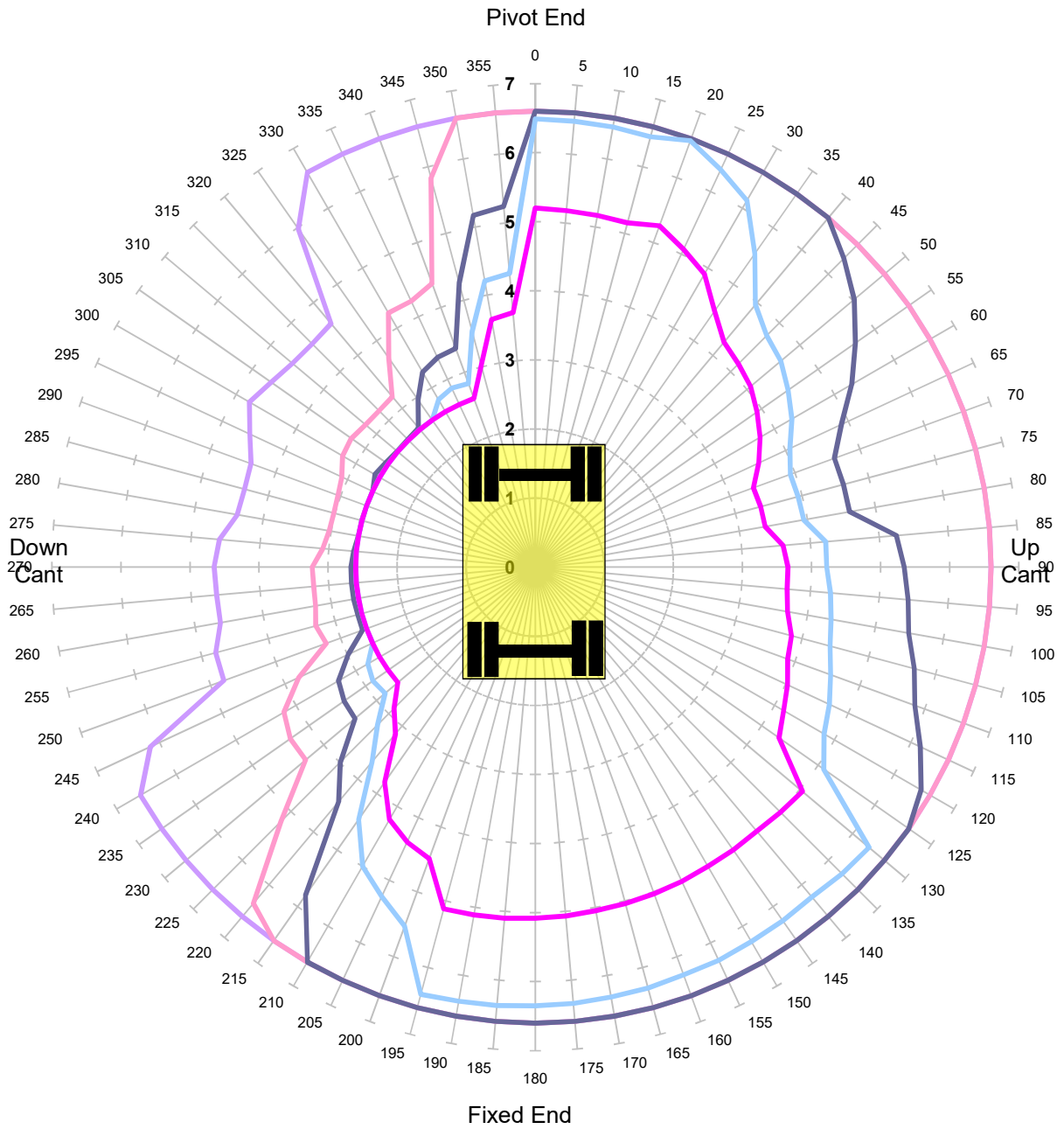


Units in Tonnes

- 1 — 2 — 3 — 4 — 5

<b>MACHINE &amp; MODEL:</b>	Case 988	<b>REFERENCE:</b>	MA51
<b>SERIAL No:</b>	232023	<b>DATE OF CHART:</b>	5-Oct-2018
<b>EQUIPMENT:</b>	1.80m + 3.13m + 2.10m	<b>SAFETY FACTOR:</b>	90.0%
<b>COMMENT:</b>			

**Case 988**  
**Max Capacity Contours of Radius(m) Plots 2.1m Dipper**  
**Gradient 1 in -25 Height 2m Lift ALP1**  
**Locked Rail Cant 150mm**

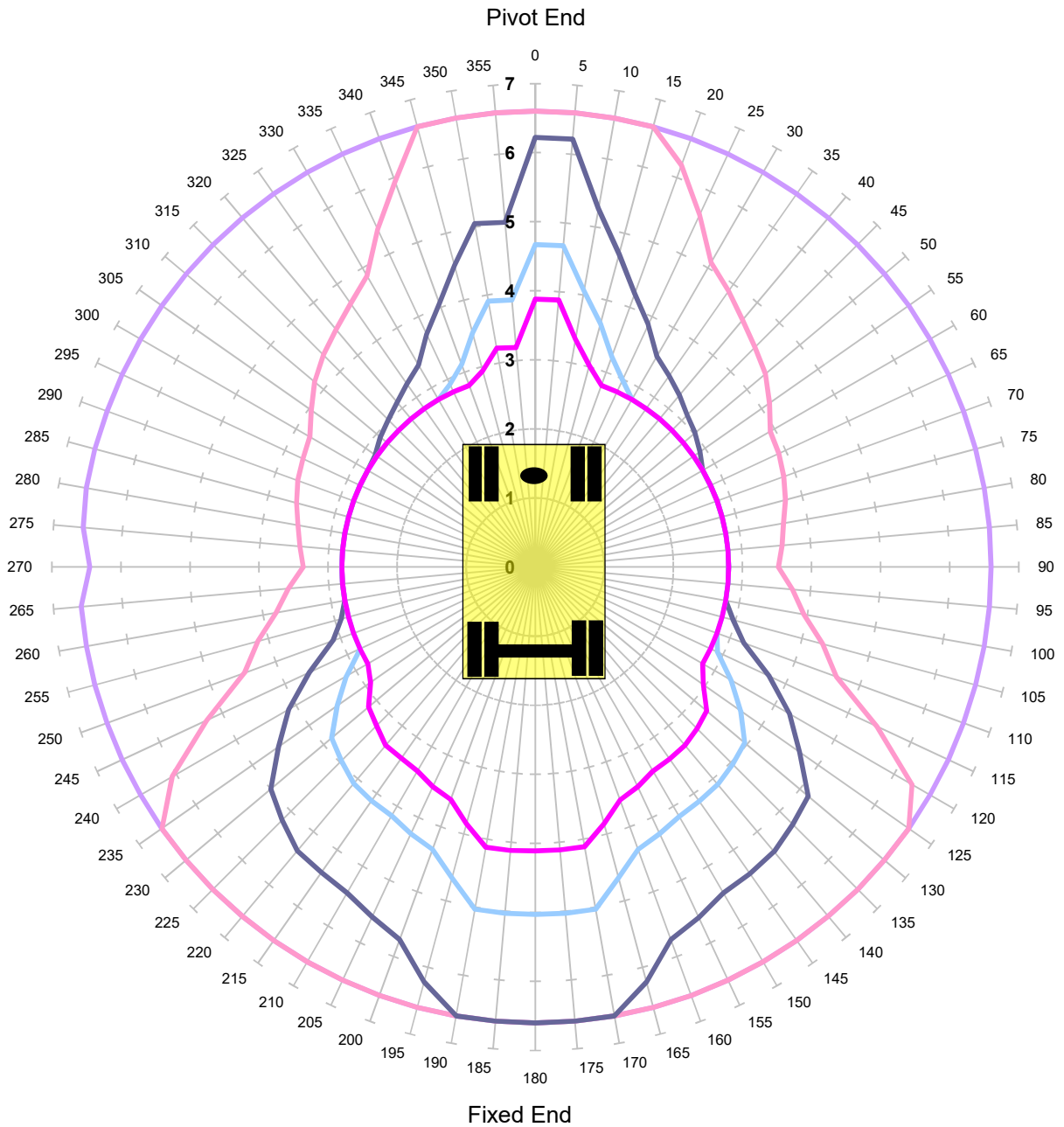


Units in Tonnes

— 1 — 2 — 3 — 4 — 5

<b>MACHINE &amp; MODEL:</b>	Case 988	<b>REFERENCE:</b>	MA51
<b>SERIAL No:</b>	232023	<b>DATE OF CHART:</b>	5-Oct-2018
<b>EQUIPMENT:</b>	1.80m + 3.13m + 2.10m	<b>SAFETY FACTOR:</b>	90.0%
<b>COMMENT:</b>			

**Case 988**  
**Max Capacity Contours of Radius(m) Plots 2.1m Dipper**  
**Level Ground Height 2m Lift ALP1**  
**Unlocked Road**



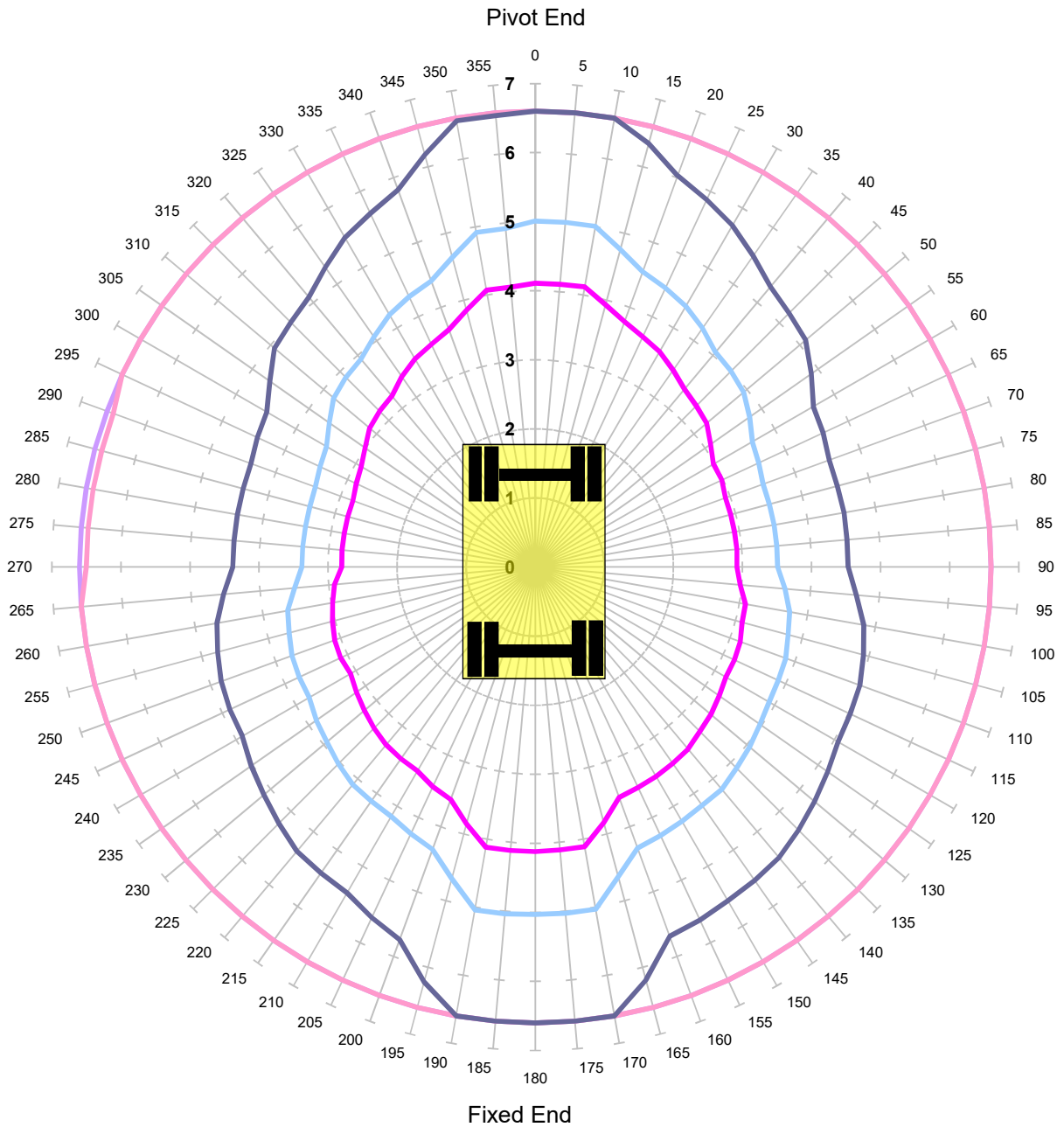
Units in Tonnes

- 1
- 2
- 3
- 4
- 5

<b>MACHINE &amp; MODEL:</b>	Case 988	<b>REFERENCE:</b>	MA51
<b>SERIAL No:</b>	232023	<b>DATE OF CHART:</b>	5-Oct-2018
<b>EQUIPMENT:</b>	1.80m + 3.13m + 2.10m	<b>SAFETY FACTOR:</b>	71.0%
<b>COMMENT:</b>			



**Case 988**  
**Max Capacity Contours of Radius(m) Plots 2.1m Dipper**  
**Level Ground Height 2m Lift ALP1**  
**Locked Road**

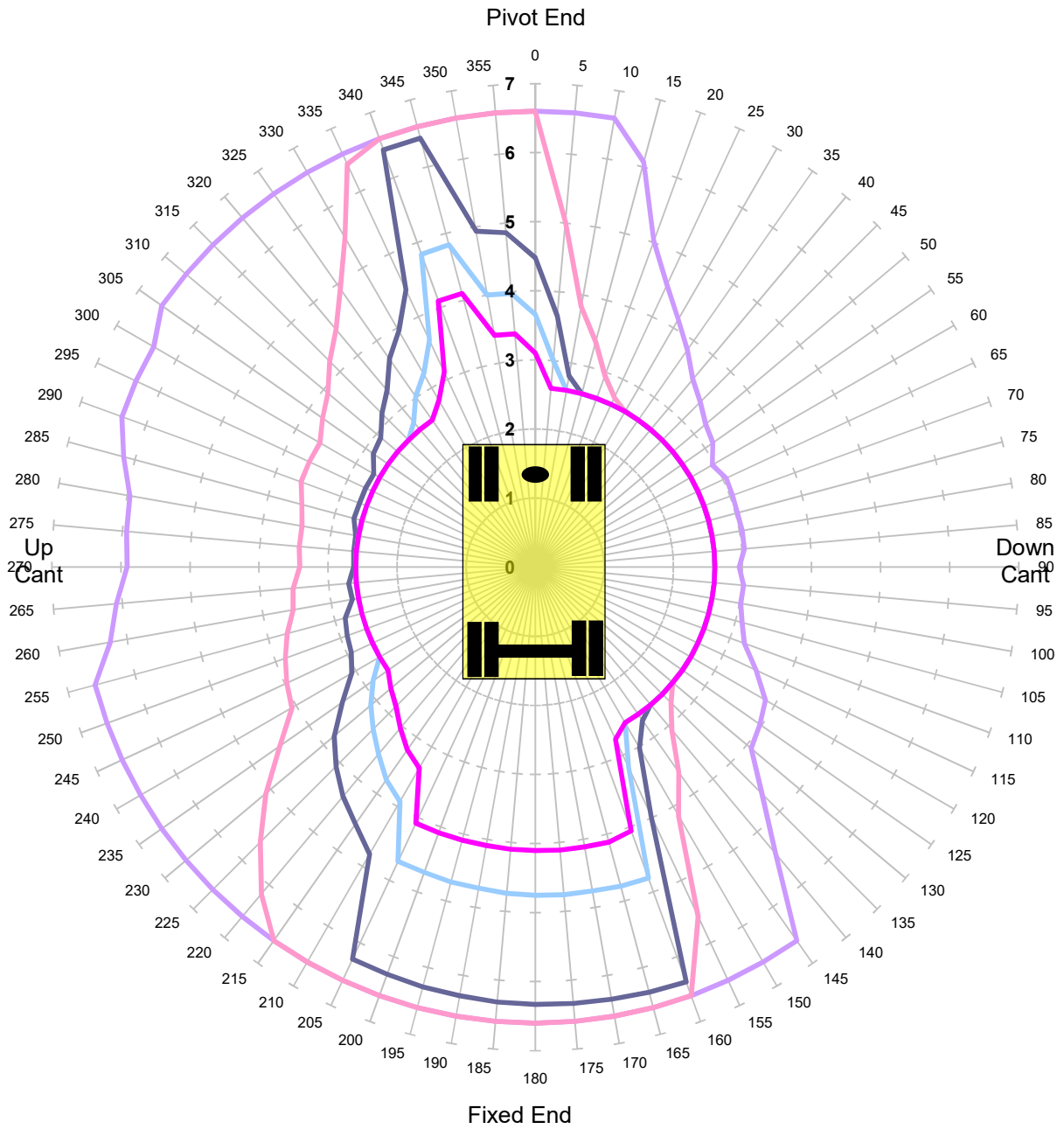


Units in Tonnes

— 1 — 2 — 3 — 4 — 5

<b>MACHINE &amp; MODEL:</b>	Case 988	<b>REFERENCE:</b>	MA51
<b>SERIAL No:</b>	232023	<b>DATE OF CHART:</b>	5-Oct-2018
<b>EQUIPMENT:</b>	1.80m + 3.13m + 2.10m	<b>SAFETY FACTOR:</b>	71.0%
<b>COMMENT:</b>			

**Case 988**  
**Max Capacity Contours of Radius(m) Plots 2.1m Dipper**  
**Gradient 1 in -25 Height 2m Lift ALP1**  
**Unlocked Rail Cant -150mm - Tandem Lift**

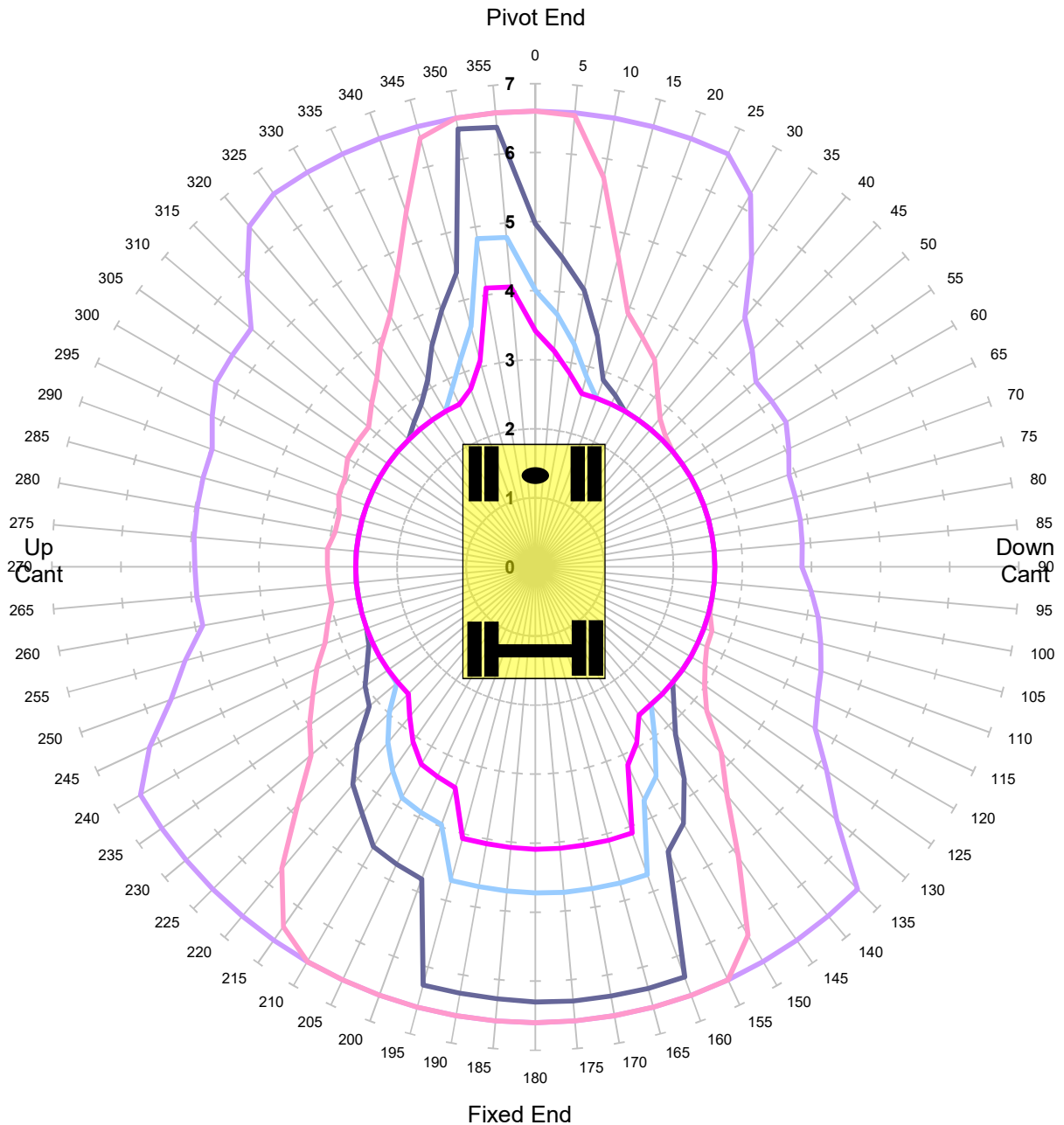


Units in Tonnes

- 1 — 2 — 3 — 4 — 5

<b>MACHINE &amp; MODEL:</b>	Case 988	<b>REFERENCE:</b>	MA51
<b>SERIAL No:</b>	232023	<b>DATE OF CHART:</b>	5-Oct-2018
<b>EQUIPMENT:</b>	1.80m + 3.13m + 2.10m	<b>SAFETY FACTOR:</b>	45.0%
<b>COMMENT:</b>			

**Case 988**  
**Max Capacity Contours of Radius(m) Plots 2.1m Dipper**  
**Gradient 1 in -25 Height 2m Lift ALP1**  
**Unlocked Rail Cant -50mm - Tandem Lift**

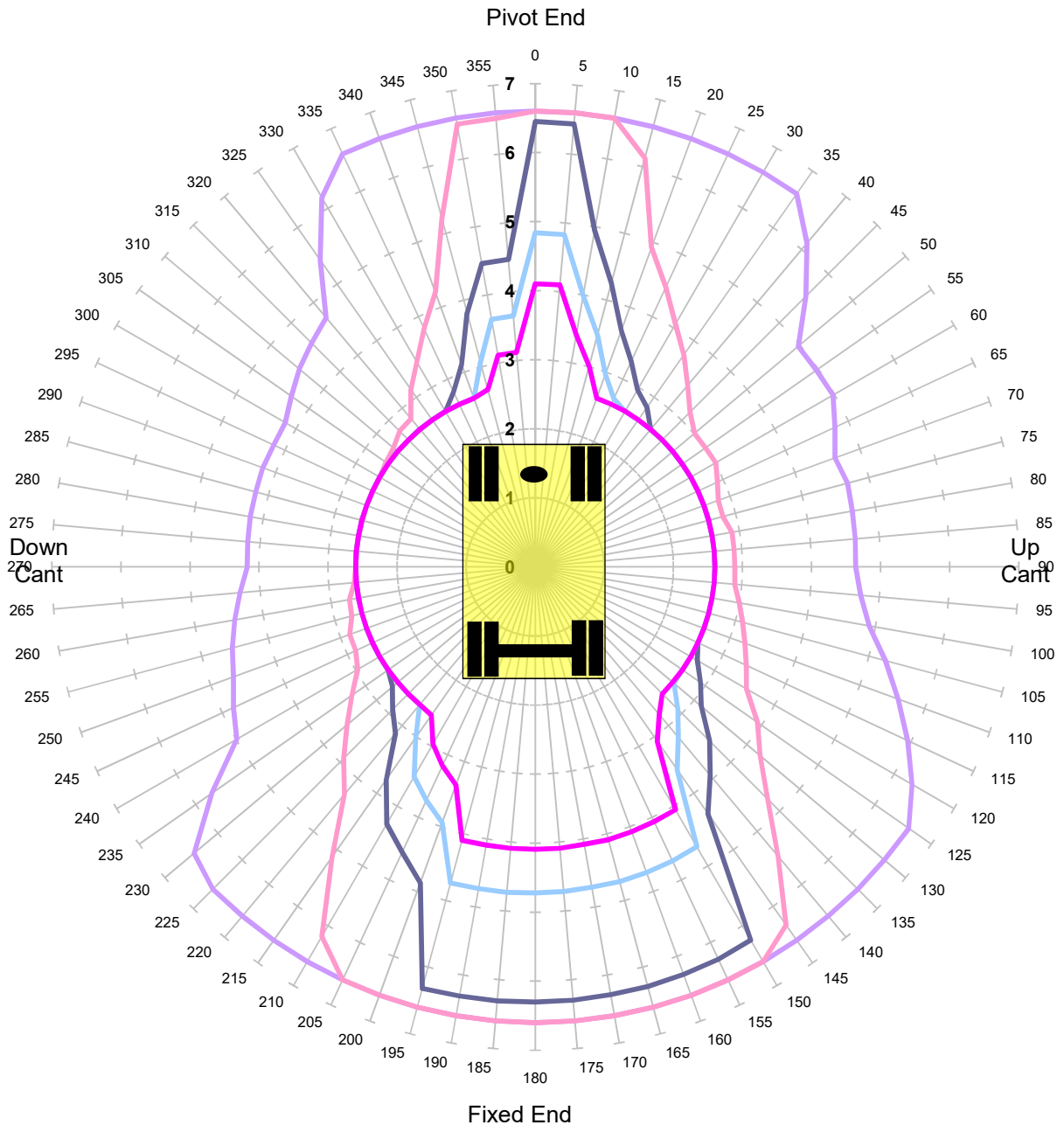


Units in Tonnes

- 1
- 2
- 3
- 4
- 5

<b>MACHINE &amp; MODEL:</b>	Case 988	<b>REFERENCE:</b>	MA51
<b>SERIAL No:</b>	232023	<b>DATE OF CHART:</b>	5-Oct-2018
<b>EQUIPMENT:</b>	1.80m + 3.13m + 2.10m	<b>SAFETY FACTOR:</b>	45.0%
<b>COMMENT:</b>			

**Case 988**  
**Max Capacity Contours of Radius(m) Plots 2.1m Dipper**  
**Gradient 1 in -25 Height 2m Lift ALP1**  
**Unlocked Rail Cant 50mm - Tandem Lift**

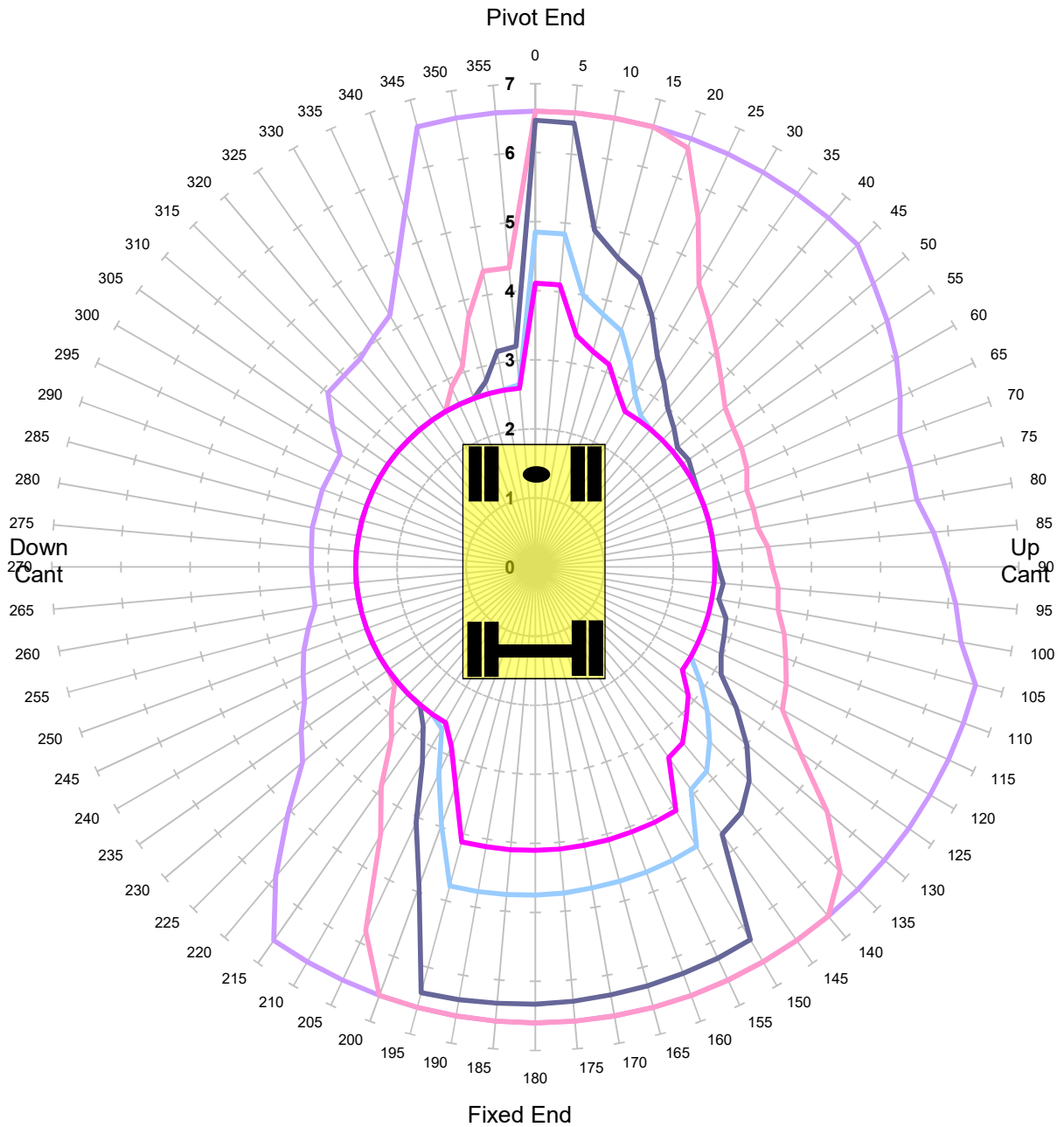


Units in Tonnes

— 1 — 2 — 3 — 4 — 5

<b>MACHINE &amp; MODEL:</b>	Case 988	<b>REFERENCE:</b>	MA51
<b>SERIAL No:</b>	232023	<b>DATE OF CHART:</b>	5-Oct-2018
<b>EQUIPMENT:</b>	1.80m + 3.13m + 2.10m	<b>SAFETY FACTOR:</b>	45.0%
<b>COMMENT:</b>			

**Case 988**  
**Max Capacity Contours of Radius(m) Plots 2.1m Dipper**  
**Gradient 1 in -25 Height 2m Lift ALP1**  
**Unlocked Rail Cant 150mm - Tandem Lift**

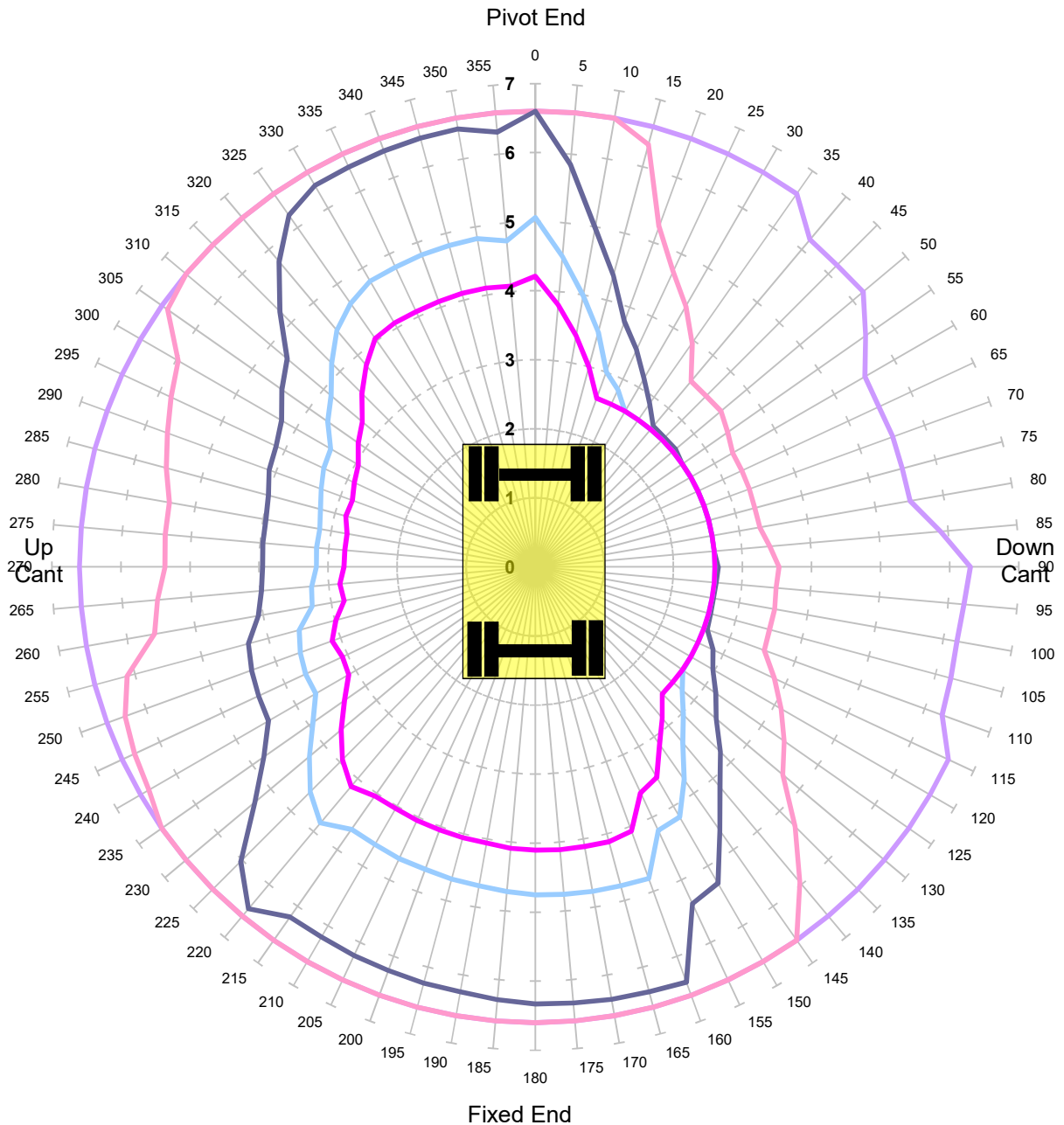


Units in Tonnes

— 1 — 2 — 3 — 4 — 5

<b>MACHINE &amp; MODEL:</b>	Case 988	<b>REFERENCE:</b>	MA51
<b>SERIAL No:</b>	232023	<b>DATE OF CHART:</b>	5-Oct-2018
<b>EQUIPMENT:</b>	1.80m + 3.13m + 2.10m	<b>SAFETY FACTOR:</b>	45.0%
<b>COMMENT:</b>			

**Case 988**  
**Max Capacity Contours of Radius(m) Plots 2.1m Dipper**  
**Gradient 1 in -25 Height 2m Lift ALP1**  
**Locked Rail Cant -150mm - Tandem Lift**

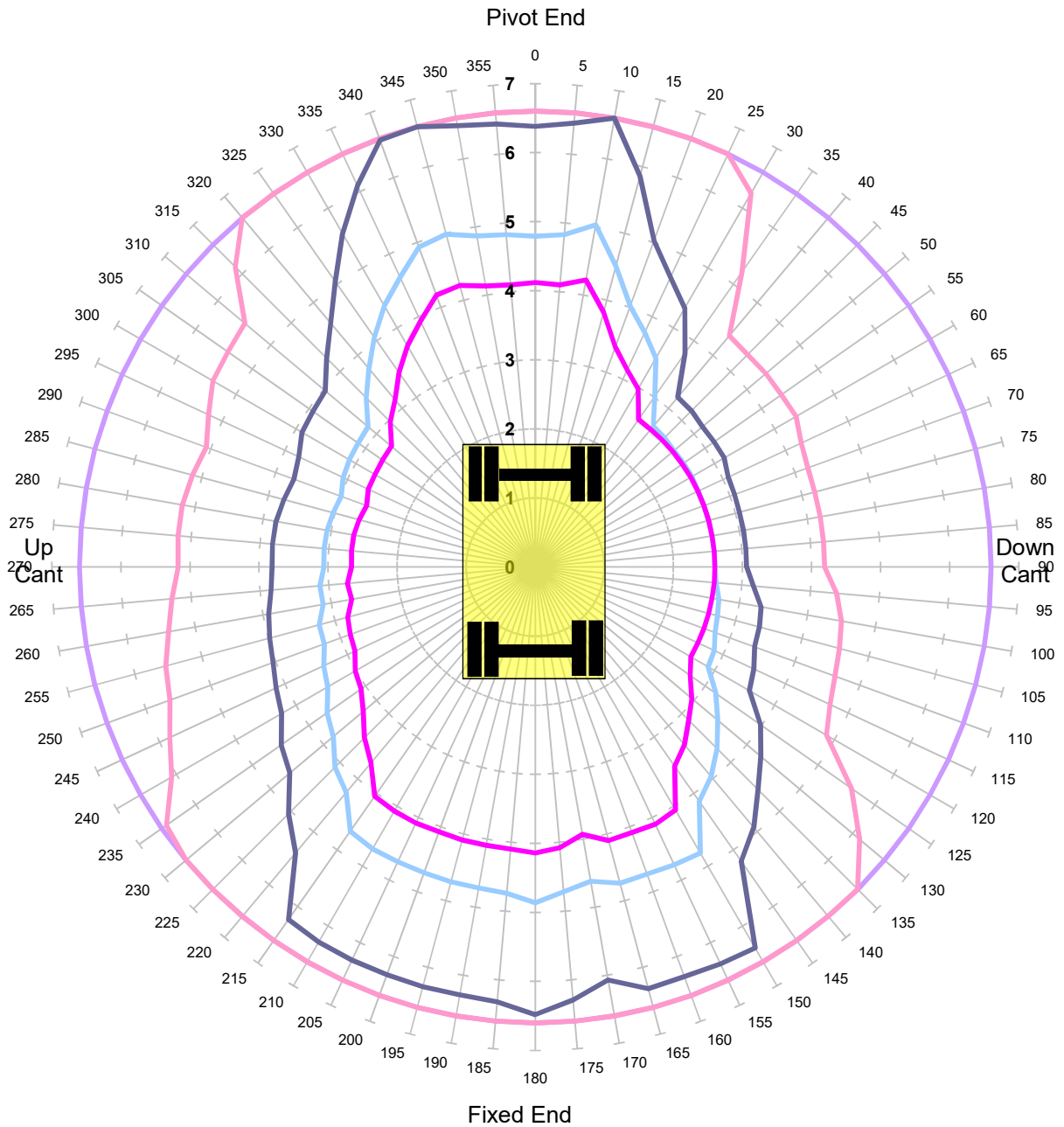


Units in Tonnes

— 1 — 2 — 3 — 4 — 5

<b>MACHINE &amp; MODEL:</b>	Case 988	<b>REFERENCE:</b>	MA51
<b>SERIAL No:</b>	232023	<b>DATE OF CHART:</b>	5-Oct-2018
<b>EQUIPMENT:</b>	1.80m + 3.13m + 2.10m	<b>SAFETY FACTOR:</b>	60.0%
<b>COMMENT:</b>			

**Case 988**  
**Max Capacity Contours of Radius(m) Plots 2.1m Dipper**  
**Gradient 1 in -25 Height 2m Lift ALP1**  
**Locked Rail Cant -50mm - Tandem Lift**



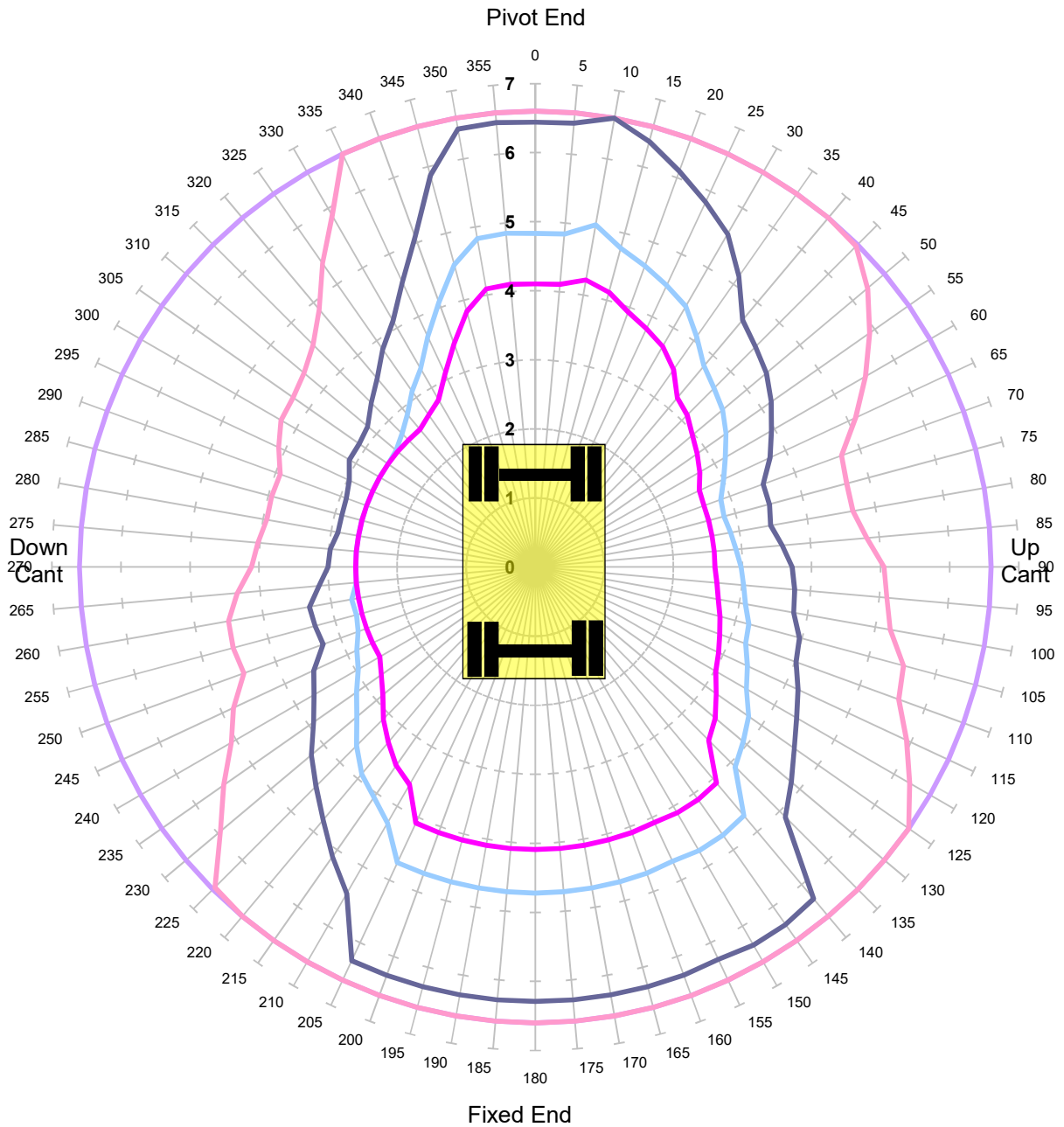
Units in Tonnes

— 1 — 2 — 3 — 4 — 5

<b>MACHINE &amp; MODEL:</b>	Case 988	<b>REFERENCE:</b>	MA51
<b>SERIAL No:</b>	232023	<b>DATE OF CHART:</b>	5-Oct-2018
<b>EQUIPMENT:</b>	1.80m + 3.13m + 2.10m	<b>SAFETY FACTOR:</b>	60.0%
<b>COMMENT:</b>			



**Case 988**  
**Max Capacity Contours of Radius(m) Plots 2.1m Dipper**  
**Gradient 1 in -25 Height 2m Lift ALP1**  
**Locked Rail Cant 50mm - Tandem Lift**

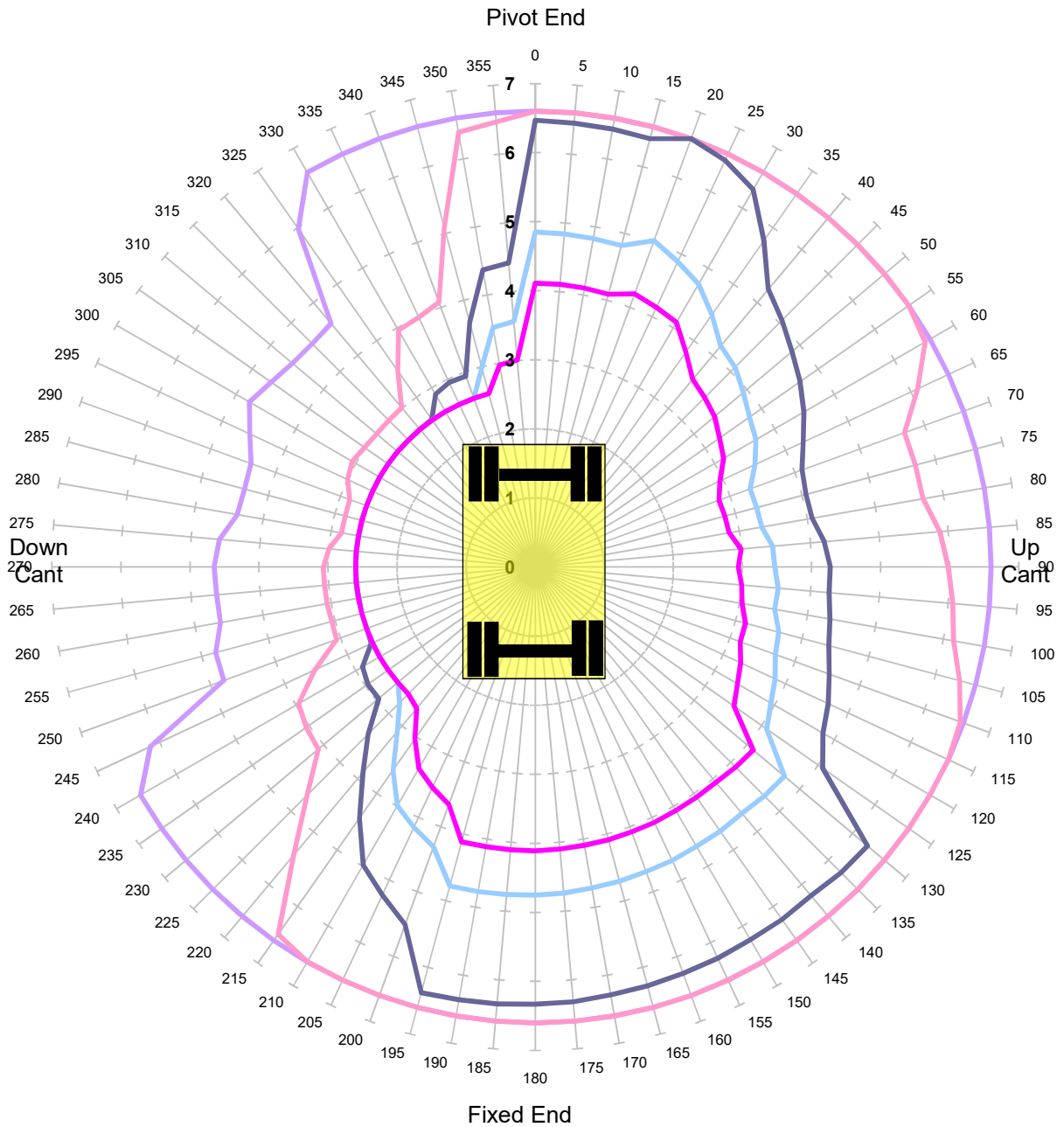


Units in Tonnes

- 1
- 2
- 3
- 4
- 5

<b>MACHINE &amp; MODEL:</b>	Case 988	<b>REFERENCE:</b>	MA51
<b>SERIAL No:</b>	232023	<b>DATE OF CHART:</b>	5-Oct-2018
<b>EQUIPMENT:</b>	1.80m + 3.13m + 2.10m	<b>SAFETY FACTOR:</b>	60.0%
<b>COMMENT:</b>			

**Case 988**  
**Max Capacity Contours of Radius(m) Plots 2.1m Dipper**  
**Gradient 1 in -25 Height 2m Lift ALP1**  
**Locked Rail Cant 150mm - Tandem Lift**

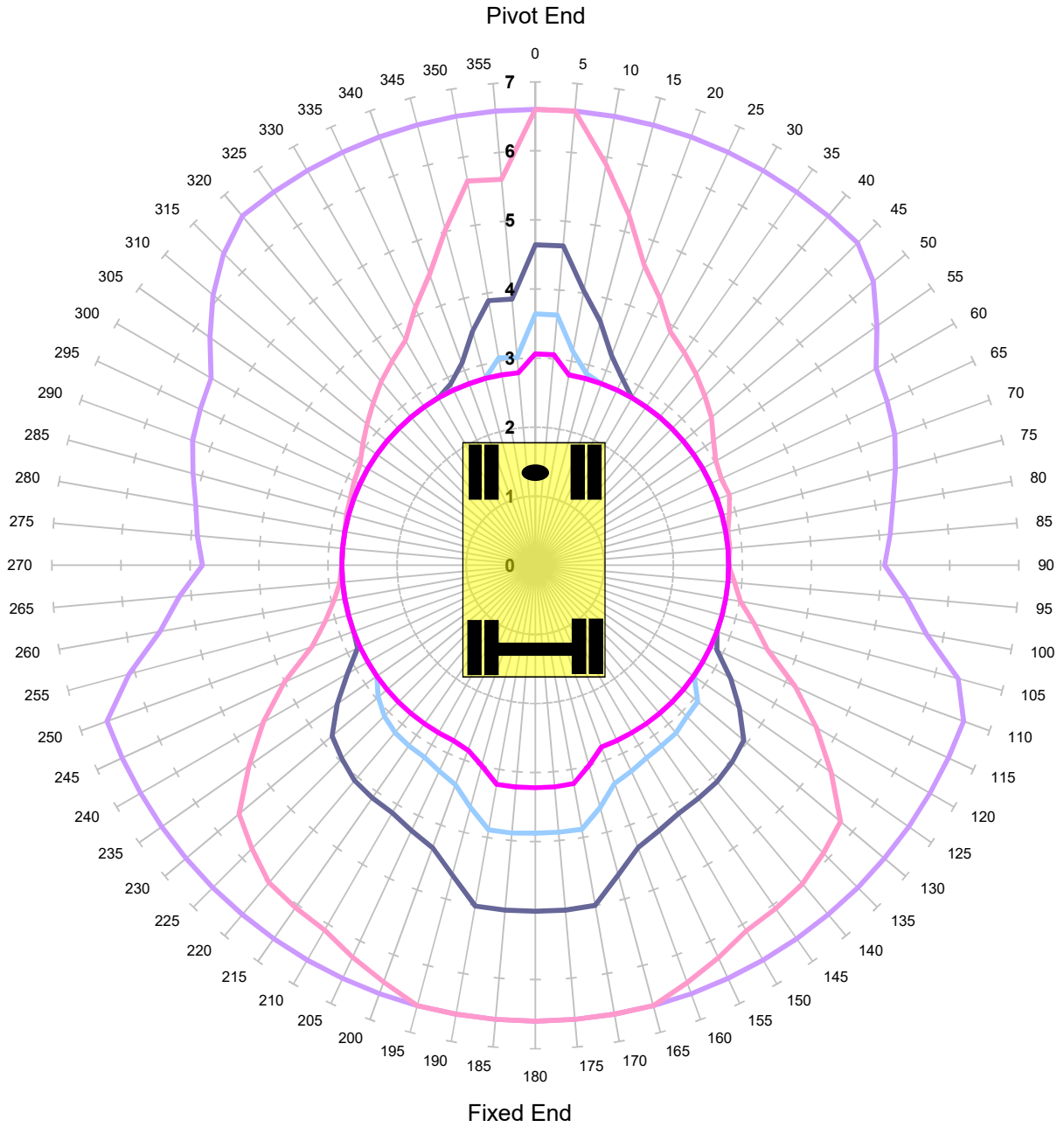


Units in Tonnes

- 1
- 2
- 3
- 4
- 5

<b>MACHINE &amp; MODEL:</b>	Case 988	<b>REFERENCE:</b>	MA51
<b>SERIAL No:</b>	232023	<b>DATE OF CHART:</b>	5-Oct-2018
<b>EQUIPMENT:</b>	1.80m + 3.13m + 2.10m	<b>SAFETY FACTOR:</b>	60.0%
<b>COMMENT:</b>			

**Case 988**  
**Max Capacity Contours of Radius(m) Plots 2.1m Dipper**  
**Level Ground Height 2m Lift ALP1**  
**Unlocked Road - Tandem Lift**

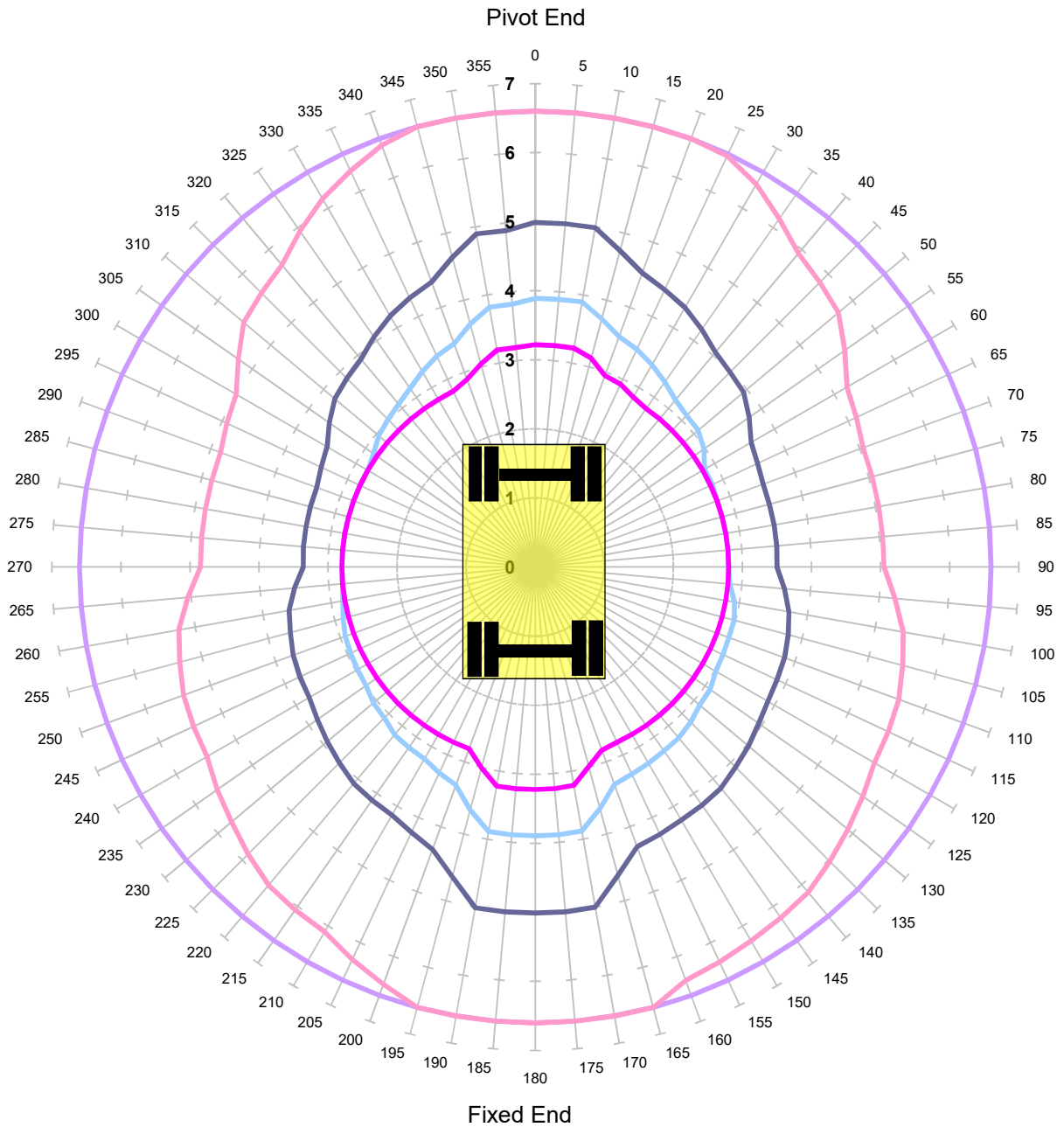


Units in Tonnes

- 1
- 2
- 3
- 4
- 5

<b>MACHINE &amp; MODEL:</b>	Case 988	<b>REFERENCE:</b>	MA51
<b>SERIAL No:</b>	232023	<b>DATE OF CHART:</b>	5-Oct-2018
<b>EQUIPMENT:</b>	1.80m + 3.13m + 2.10m	<b>SAFETY FACTOR:</b>	47.0%
<b>COMMENT:</b>			

**Case 988**  
**Max Capacity Contours of Radius(m) Plots 2.1m Dipper**  
**Level Ground Height 2m Lift ALP1**  
**Locked Road - Tandem Lift**



Units in Tonnes

— 1 — 2 — 3 — 4 — 5

<b>MACHINE &amp; MODEL:</b>	Case 988	<b>REFERENCE:</b>	MA51
<b>SERIAL No:</b>	232023	<b>DATE OF CHART:</b>	5-Oct-2018
<b>EQUIPMENT:</b>	1.80m + 3.13m + 2.10m	<b>SAFETY FACTOR:</b>	47.0%
<b>COMMENT:</b>			