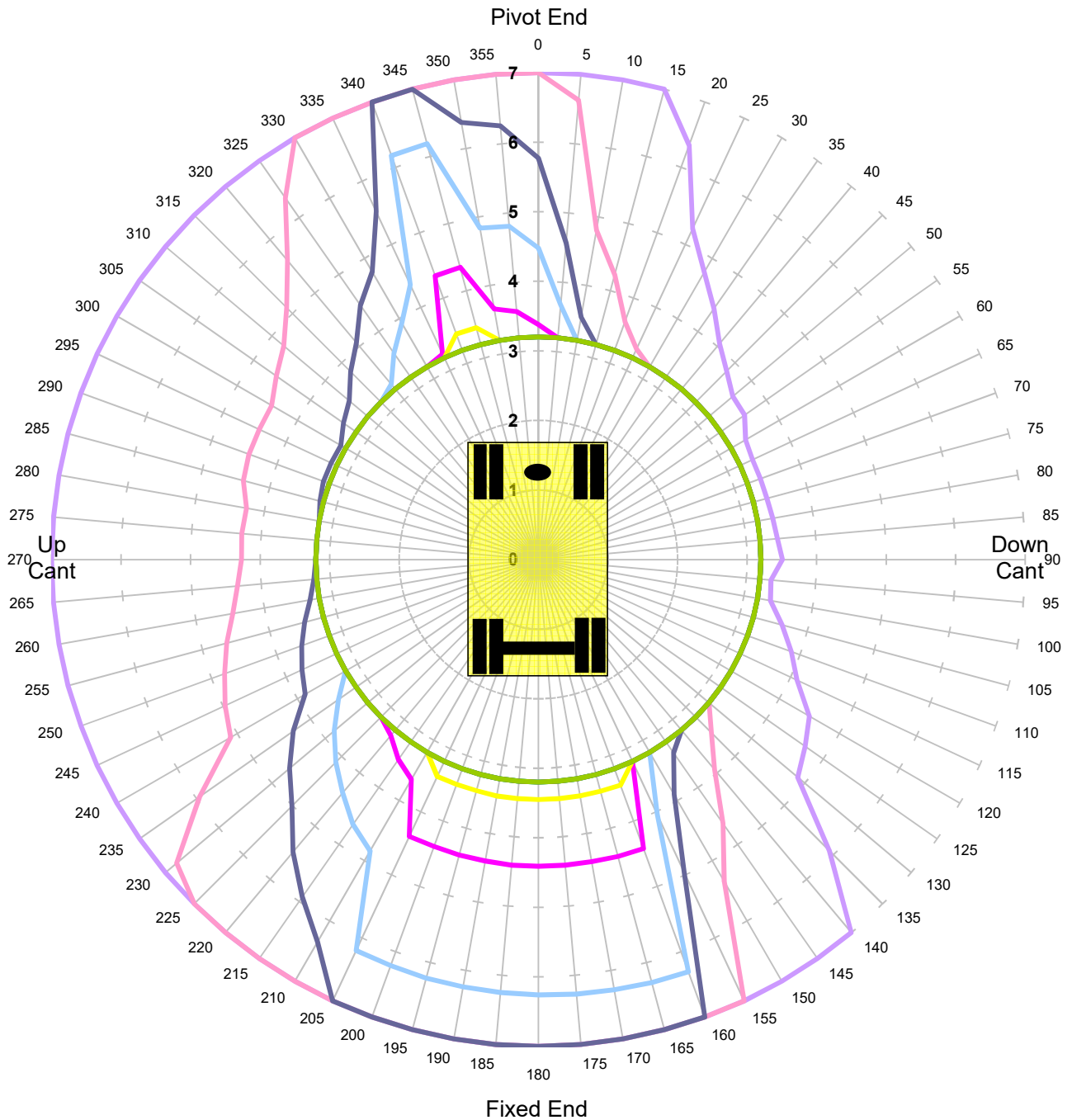


CASE 988

**Maximum Capacity Contours of Radius Plots (Metres) 2.1m Dipper
Gradient 1 in -25 Height 2m
Unlocked Rail Cant -150mm**



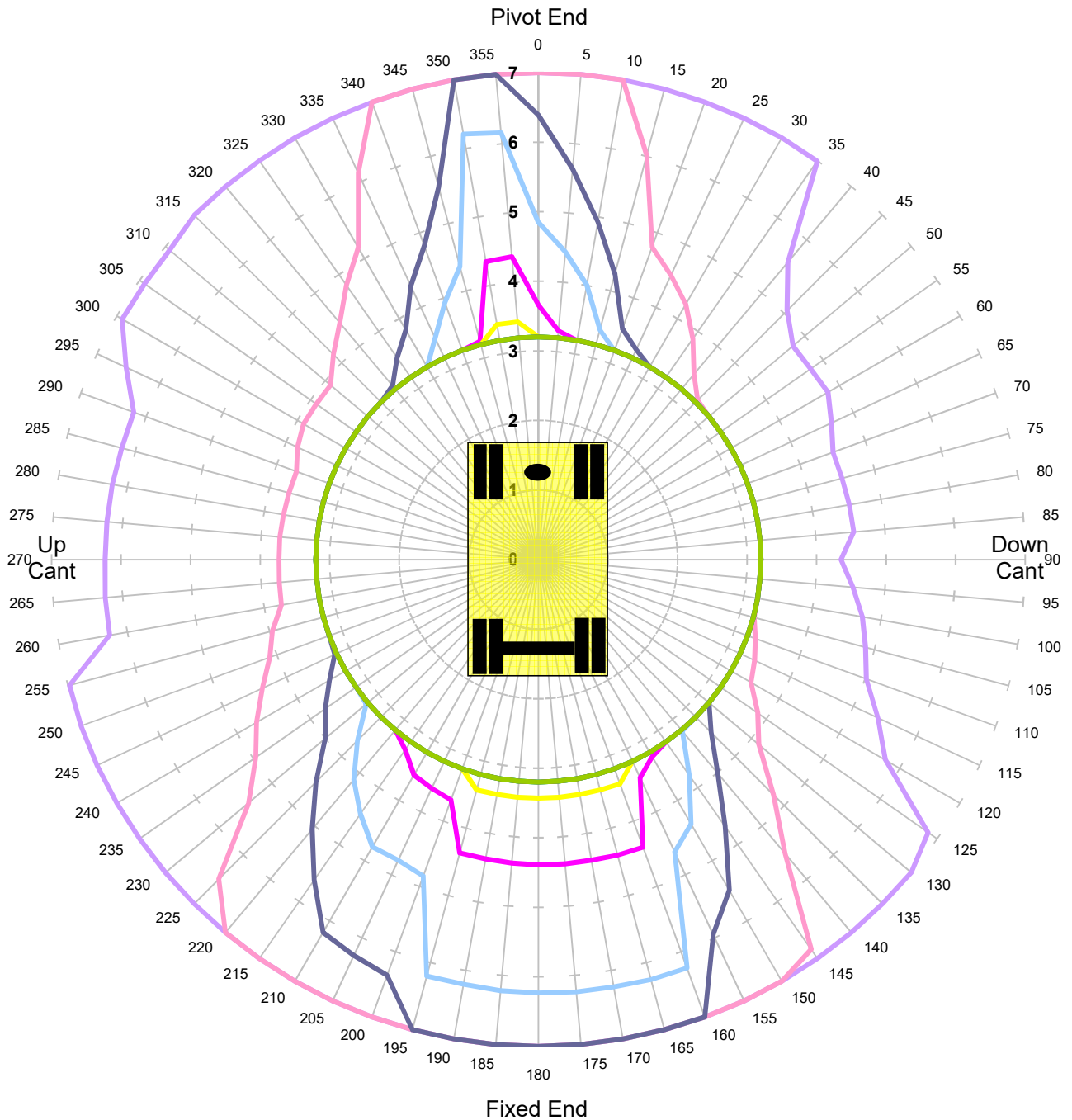
Units in Tonnes

- 1
- 2
- 3
- 4
- 6
- 8
- 10
- 12
- 14
- 16

MACHINE & MODEL:	CASE 988	REFERENCE:	BUCKET PIN
SERIAL No:	232389 2389	DATE OF CHART:	18-Aug-2017
EQUIPMENT:	1.80m+3.13m+2.10m	SAFETY FACTOR:	67.0%
COMMENT:			

CASE 988

**Maximum Capacity Contours of Radius Plots (Metres) 2.1m Dipper
Gradient 1 in -25 Height 2m
Unlocked Rail Cant -50mm**



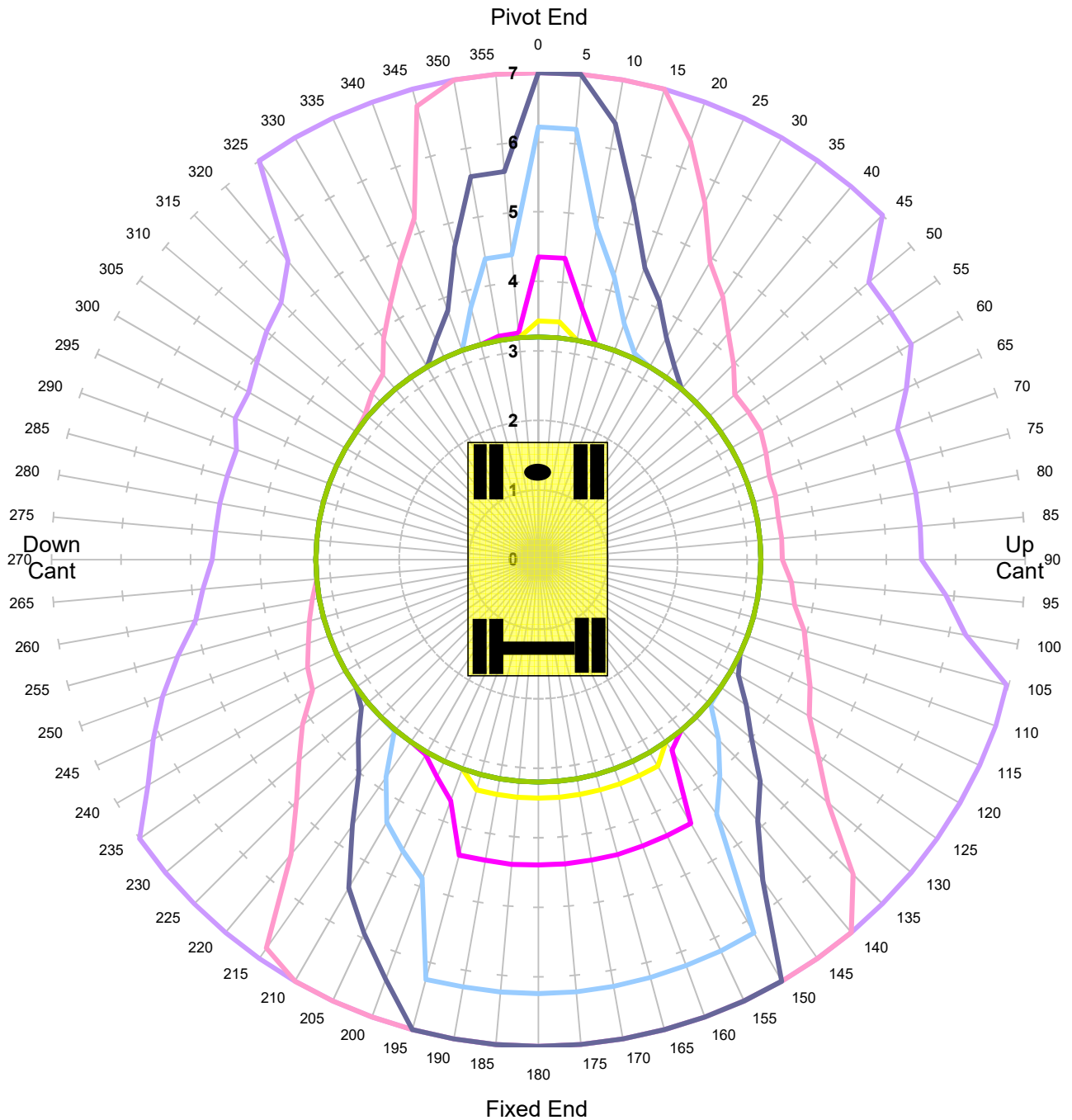
Units in Tonnes

- 1
- 2
- 3
- 4
- 6
- 8
- 10
- 12
- 14
- 16

MACHINE & MODEL:	CASE 988	REFERENCE:	BUCKET PIN
SERIAL No:	232389 2389	DATE OF CHART:	18-Aug-2017
EQUIPMENT:	1.80m+3.13m+2.10m	SAFETY FACTOR:	67.0%
COMMENT:			

CASE 988

**Maximum Capacity Contours of Radius Plots (Metres) 2.1m Dipper
Gradient 1 in -25 Height 2m
Unlocked Rail Cant 50mm**



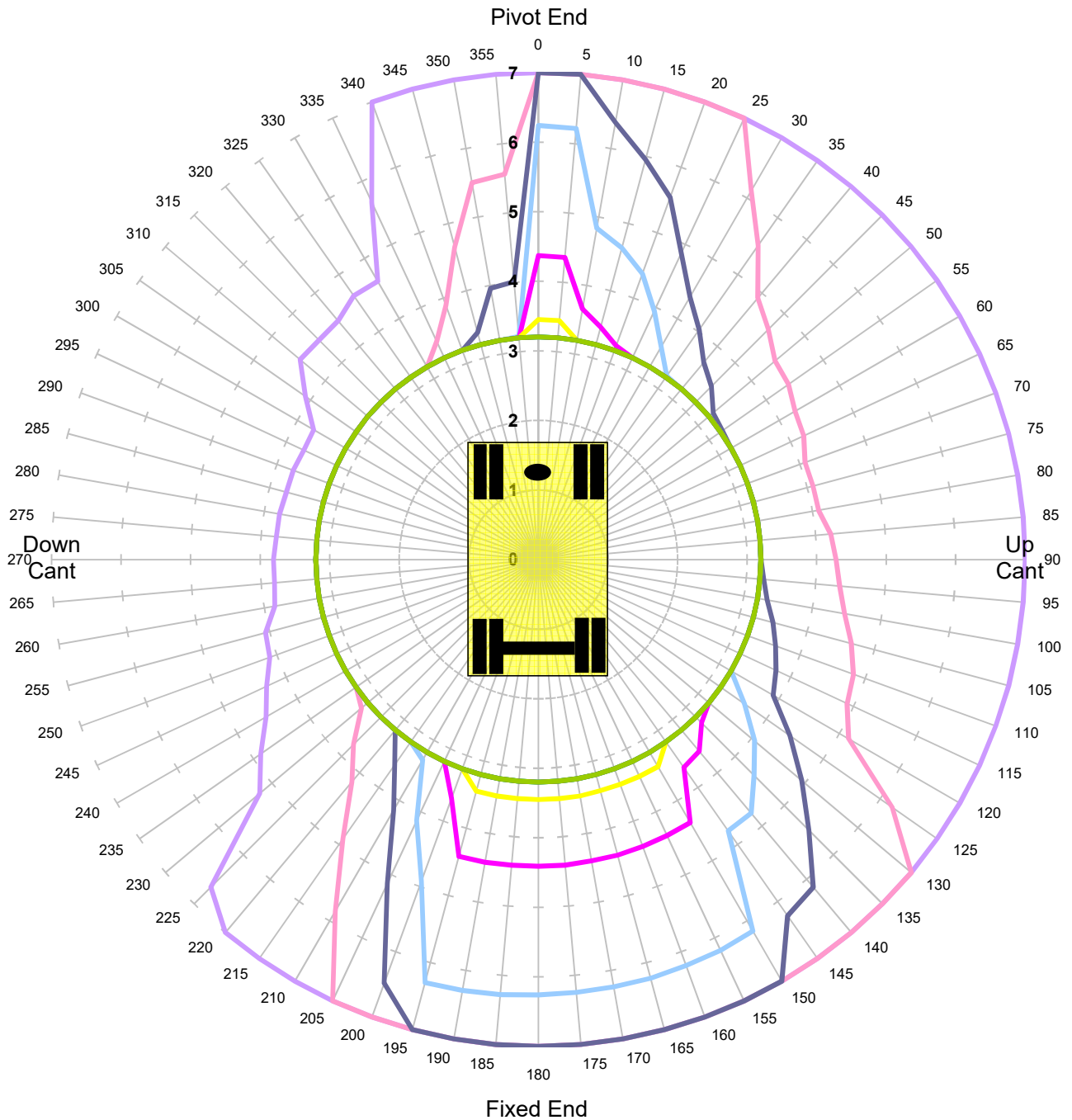
Units in Tonnes

- 1
 — 2
 — 3
 — 4
 — 6
 — 8
 — 10
 — 12
 — 14
 — 16

MACHINE & MODEL:	CASE 988	REFERENCE:	BUCKET PIN
SERIAL No:	232389 2389	DATE OF CHART:	18-Aug-2017
EQUIPMENT:	1.80m+3.13m+2.10m	SAFETY FACTOR:	67.0%
COMMENT:			

CASE 988

**Maximum Capacity Contours of Radius Plots (Metres) 2.1m Dipper
Gradient 1 in -25 Height 2m
Unlocked Rail Cant 150mm**



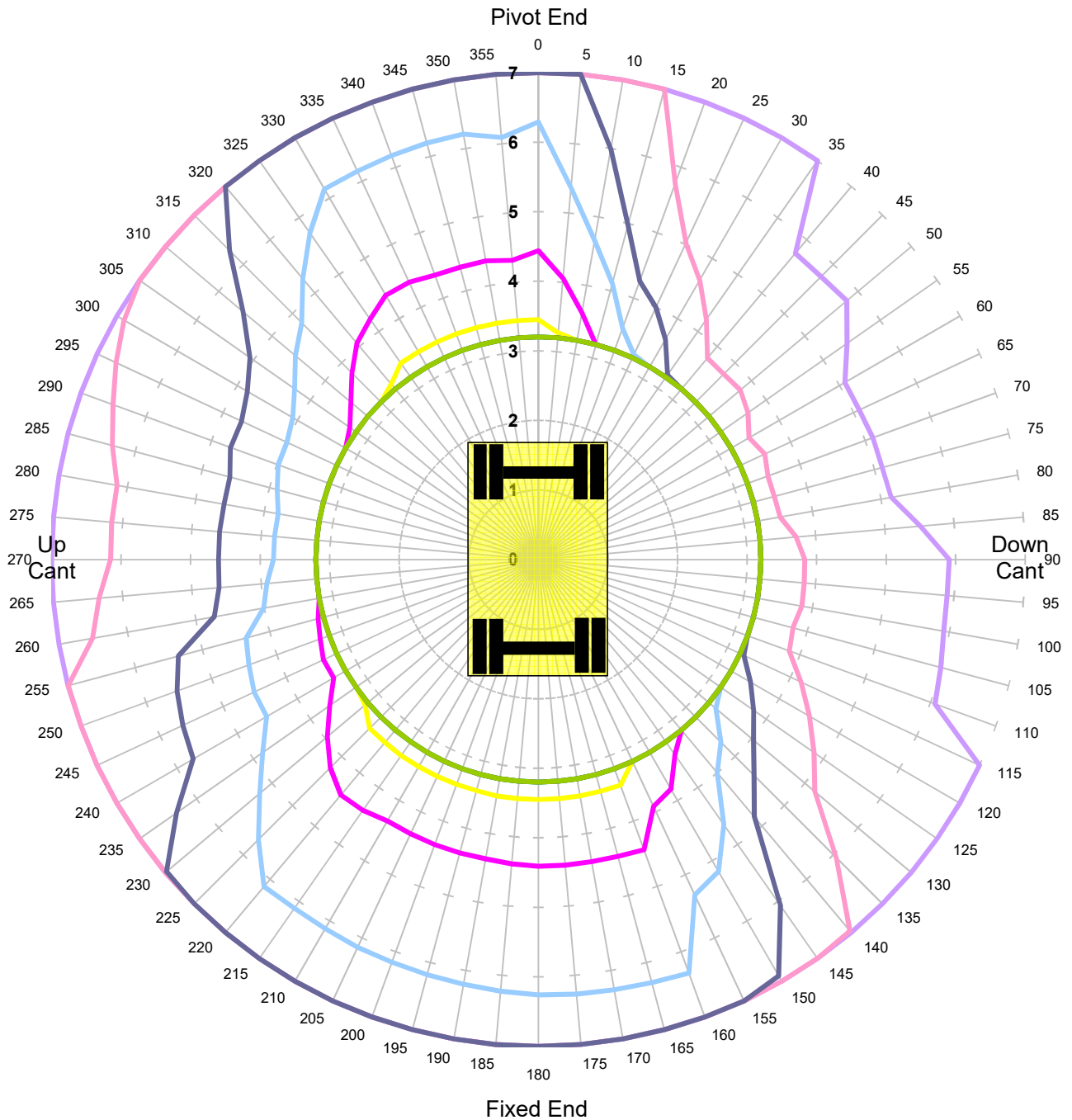
Units in Tonnes

- 1
- 2
- 3
- 4
- 6
- 8
- 10
- 12
- 14
- 16

MACHINE & MODEL:	CASE 988	REFERENCE:	BUCKET PIN
SERIAL No:	232389 2389	DATE OF CHART:	18-Aug-2017
EQUIPMENT:	1.80m+3.13m+2.10m	SAFETY FACTOR:	67.0%
COMMENT:			

CASE 988

**Maximum Capacity Contours of Radius Plots (Metres) 2.1m Dipper
Gradient 1 in -25 Height 2m
Locked Rail Cant -150mm**



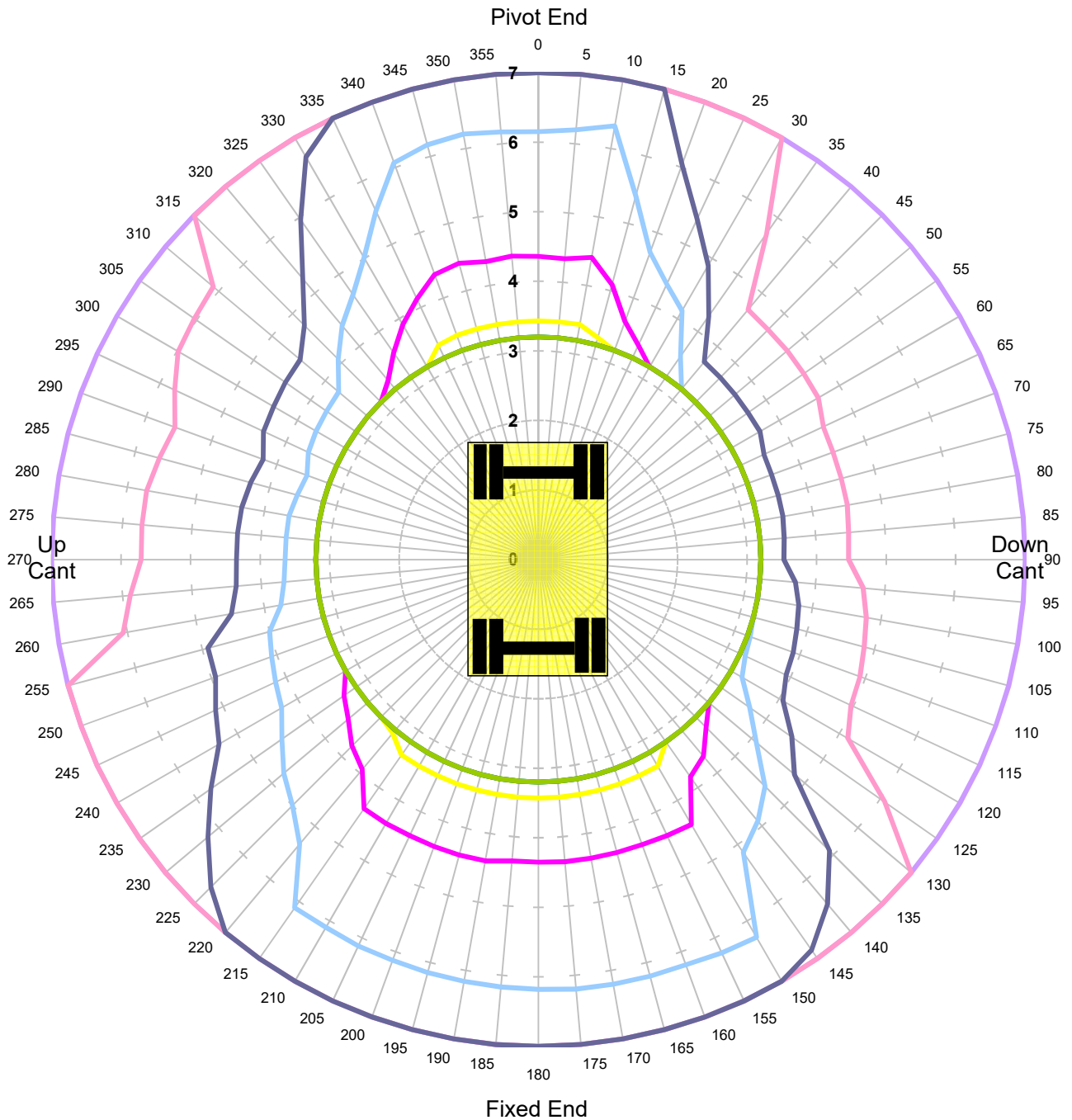
Units in Tonnes

- 1
 — 2
 — 3
 — 4
 — 6
 — 8
 — 10
 — 12
 — 14
 — 16

MACHINE & MODEL:	CASE 988	REFERENCE:	BUCKET PIN
SERIAL No:	232389 2389	DATE OF CHART:	18-Aug-2017
EQUIPMENT:	1.80m+3.13m+2.10m	SAFETY FACTOR:	90.0%
COMMENT:			

CASE 988

**Maximum Capacity Contours of Radius Plots (Metres) 2.1m Dipper
Gradient 1 in -25 Height 2m
Locked Rail Cant -50mm**



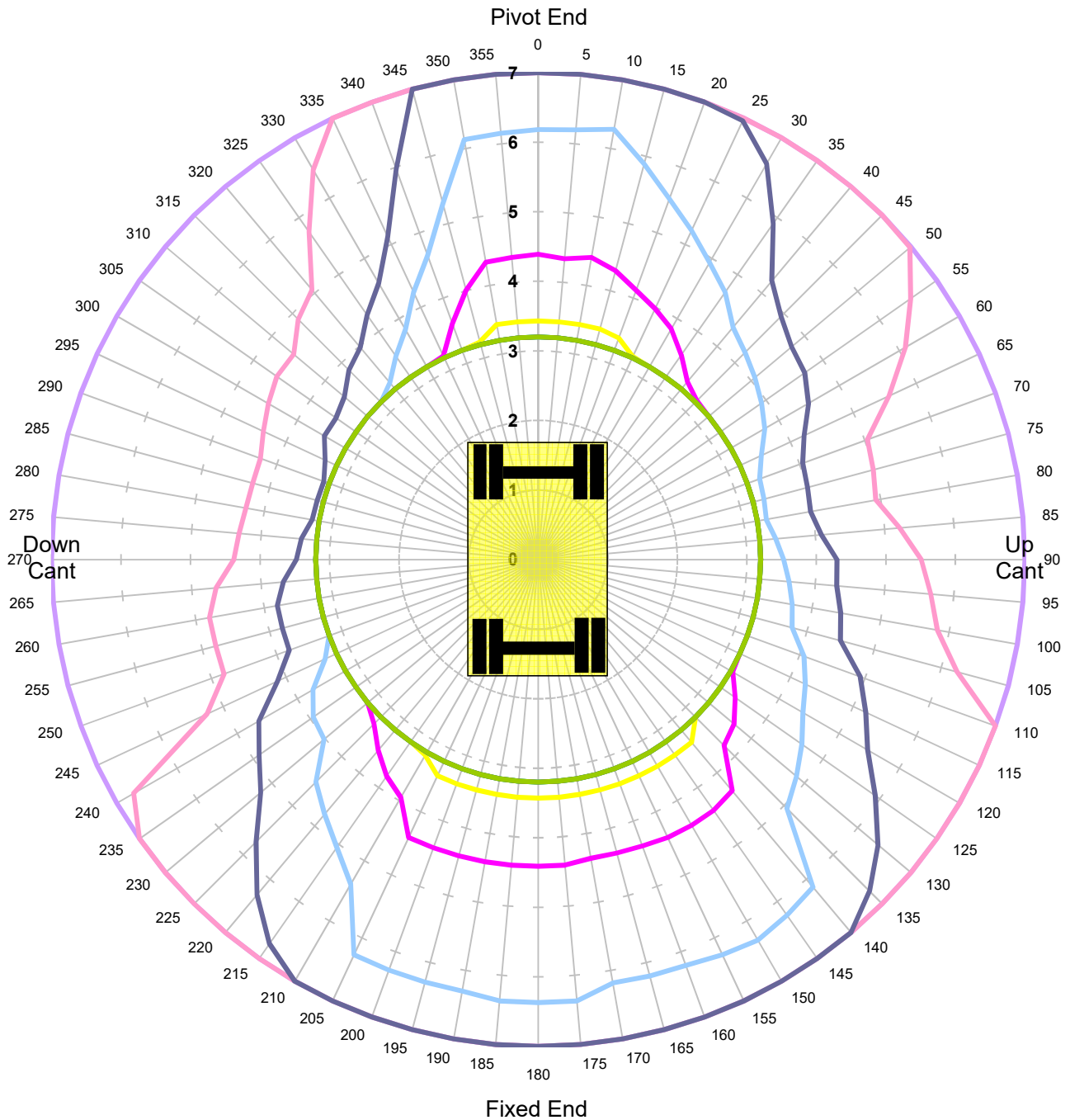
Units in Tonnes

— 1
 — 2
 — 3
 — 4
 — 6
 — 8
 — 10
 — 12
 — 14
 — 16

MACHINE & MODEL:	CASE 988	REFERENCE:	BUCKET PIN
SERIAL No:	232389 2389	DATE OF CHART:	18-Aug-2017
EQUIPMENT:	1.80m+3.13m+2.10m	SAFETY FACTOR:	90.0%
COMMENT:			

CASE 988

**Maximum Capacity Contours of Radius Plots (Metres) 2.1m Dipper
Gradient 1 in -25 Height 2m
Locked Rail Cant 50mm**



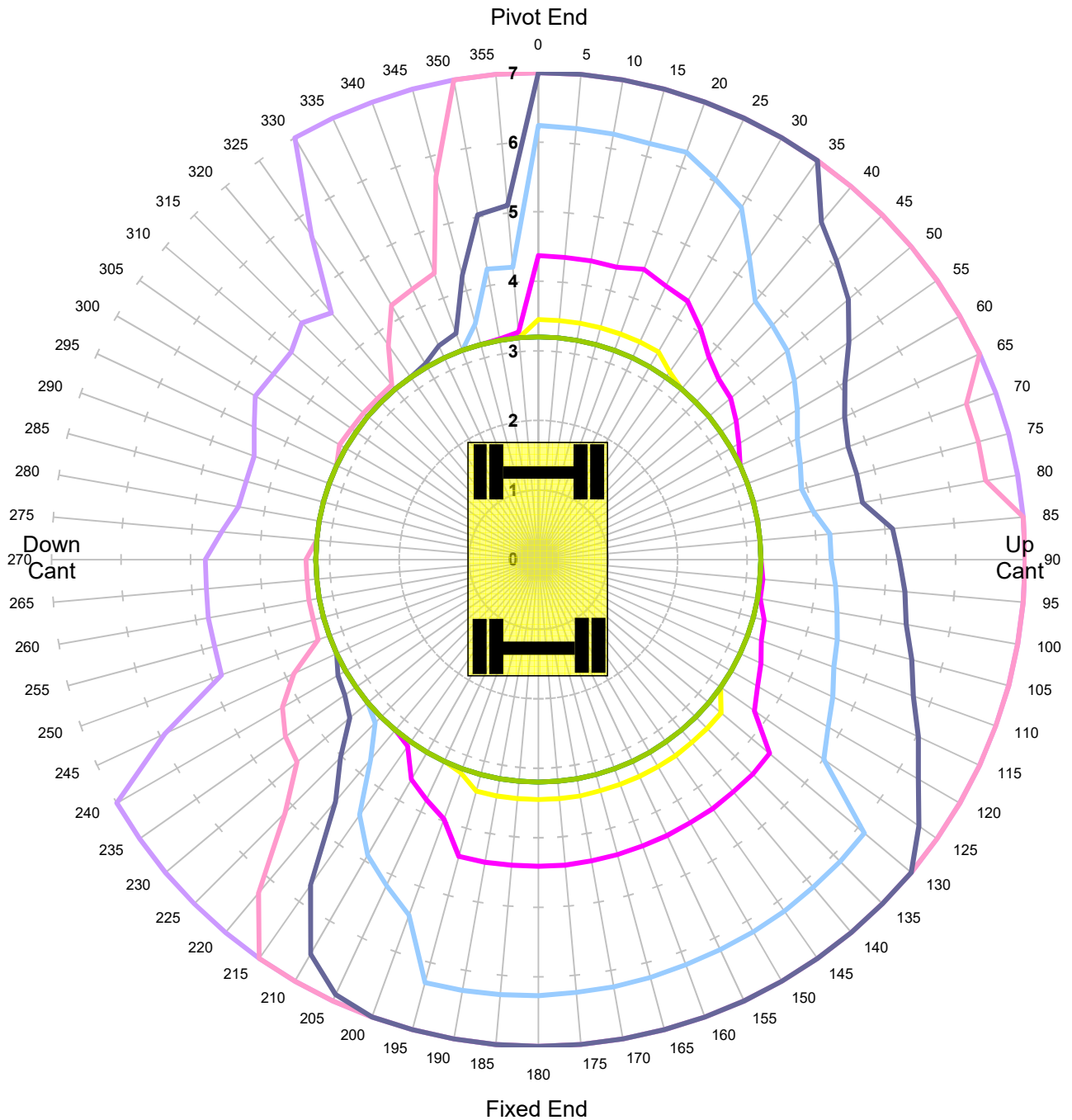
Units in Tonnes

— 1
 — 2
 — 3
 — 4
 — 6
 — 8
 — 10
 — 12
 — 14
 — 16

MACHINE & MODEL:	CASE 988	REFERENCE:	BUCKET PIN
SERIAL No:	232389 2389	DATE OF CHART:	18-Aug-2017
EQUIPMENT:	1.80m+3.13m+2.10m	SAFETY FACTOR:	90.0%
COMMENT:			

CASE 988

**Maximum Capacity Contours of Radius Plots (Metres) 2.1m Dipper
Gradient 1 in -25 Height 2m
Locked Rail Cant 150mm**

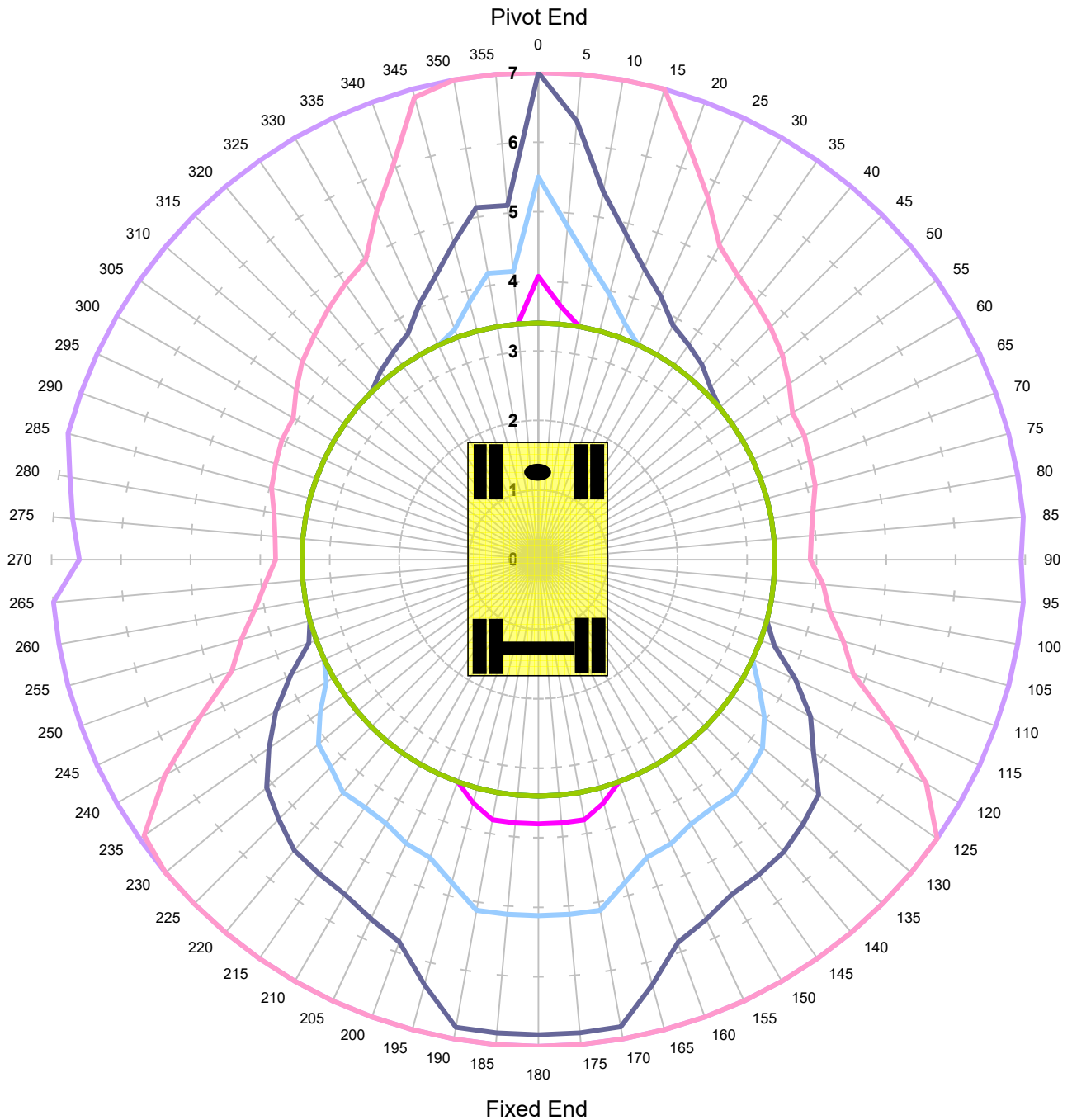


Units in Tonnes

- 1
 — 2
 — 3
 — 4
 — 6
 — 8
 — 10
 — 12
 — 14
 — 16

MACHINE & MODEL:	CASE 988	REFERENCE:	BUCKET PIN
SERIAL No:	232389 2389	DATE OF CHART:	18-Aug-2017
EQUIPMENT:	1.80m+3.13m+2.10m	SAFETY FACTOR:	90.0%
COMMENT:			

CASE 988
Maximum Capacity Contours of Radius Plots (Metres) 2.1m Dipper
Level Ground Height 2m
Unlocked Road

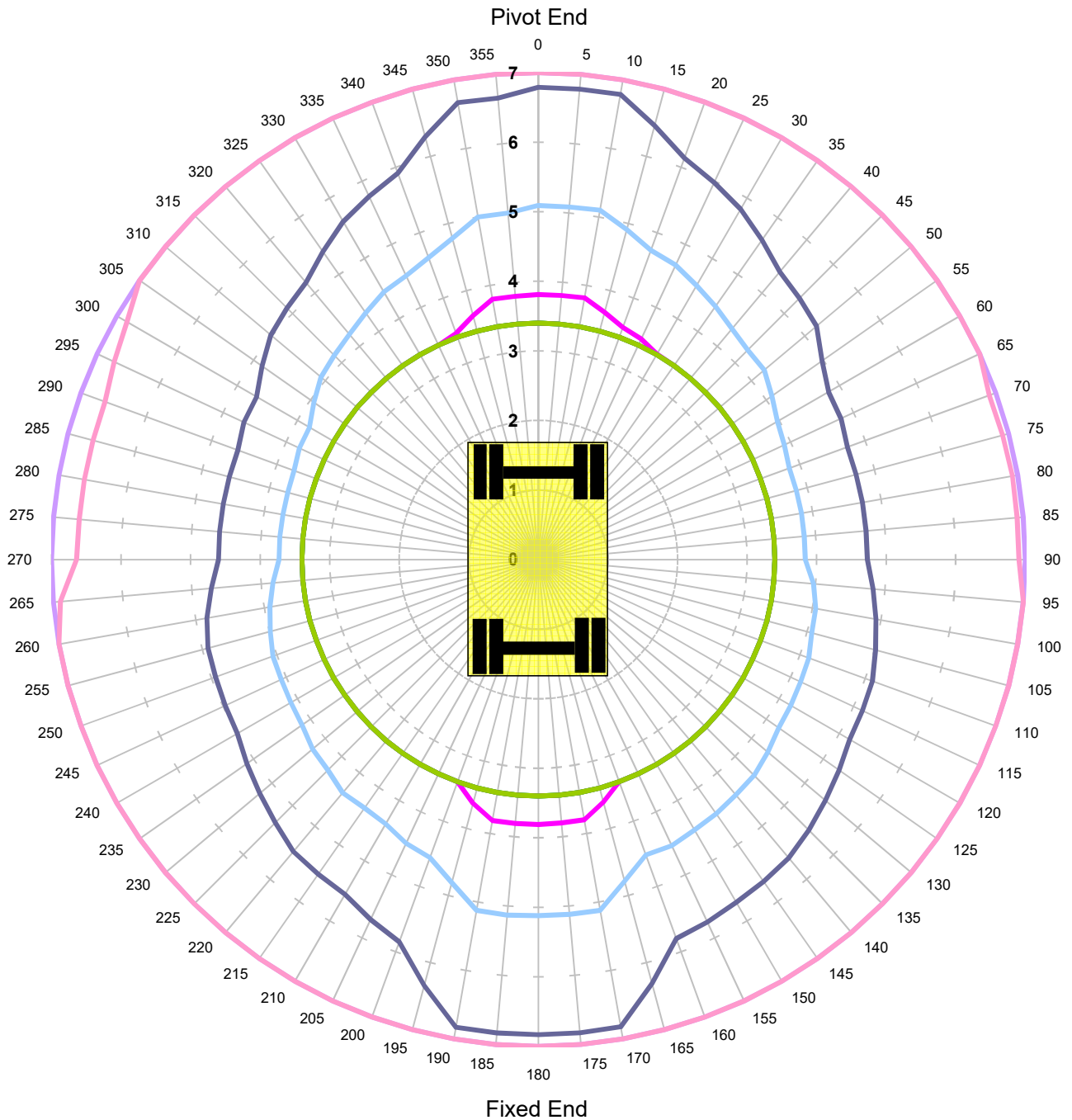


Units in Tonnes

- 1
 — 2
 — 3
 — 4
 — 6
 — 8
 — 10
 — 12
 — 14
 — 16

MACHINE & MODEL:	CASE 988	REFERENCE:	BUCKET PIN
SERIAL No:	232389 2389	DATE OF CHART:	18-Aug-2017
EQUIPMENT:	1.80m+3.13m+2.10m	SAFETY FACTOR:	71.0%
COMMENT:			

CASE 988
Maximum Capacity Contours of Radius Plots (Metres) 2.1m Dipper
Level Ground Height 2m
Locked Road



Units in Tonnes

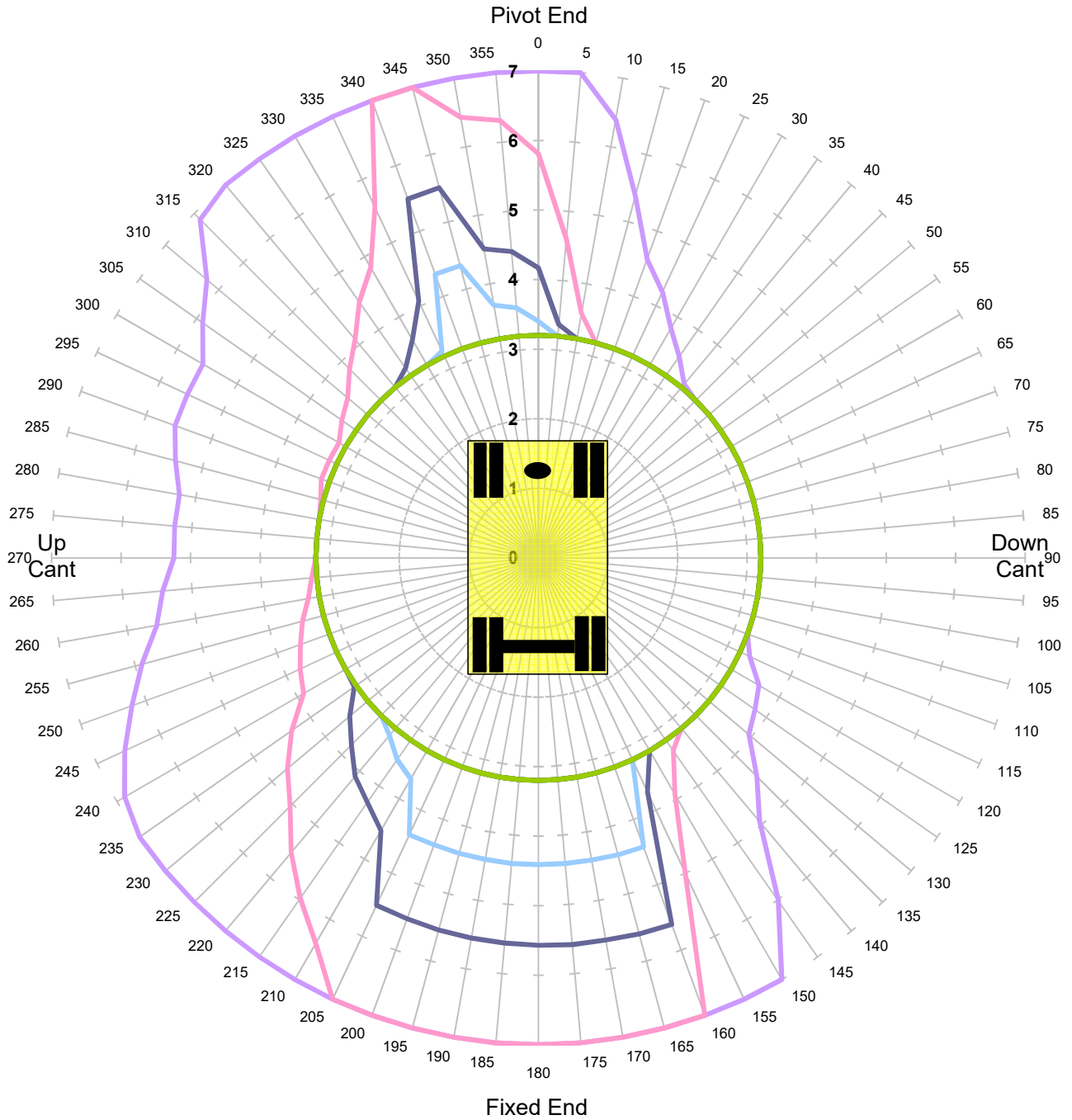
- 1
 — 2
 — 3
 — 4
 — 6
 — 8
 — 10
 — 12
 — 14
 — 16

MACHINE & MODEL:	CASE 988	REFERENCE:	BUCKET PIN
SERIAL No:	232389 2389	DATE OF CHART:	18-Aug-2017
EQUIPMENT:	1.80m+3.13m+2.10m	SAFETY FACTOR:	71.0%
COMMENT:			

CASE 988

**Maximum Capacity Contours of Radius Plots (Metres) 2.1m Dipper
Gradient 1 in -25 Height 2m**

Unlocked Rail Cant -150mm TANDEM



Units in Tonnes

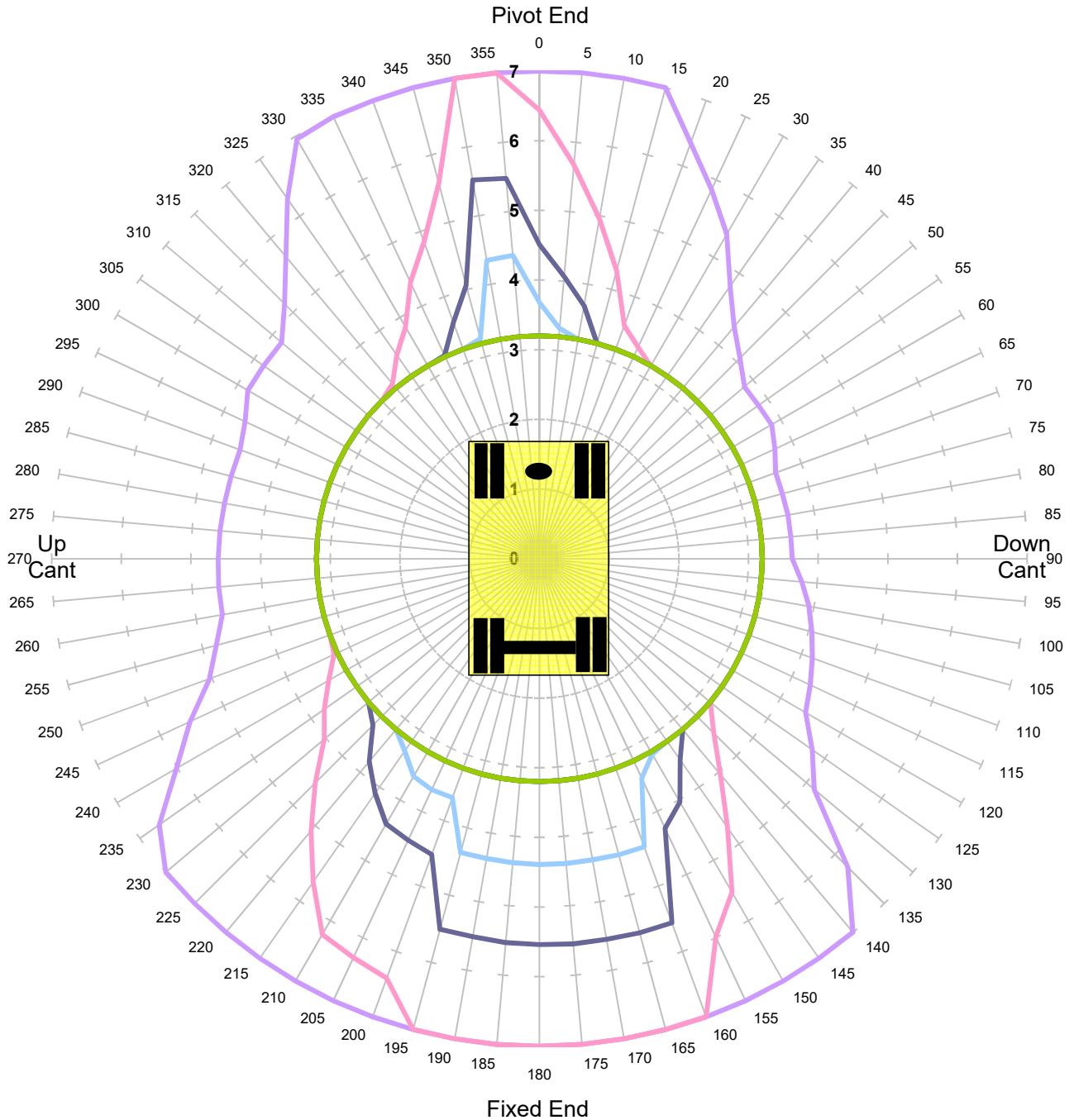
- 1
 — 2
 — 3
 — 4
 — 6
 — 8
 — 10
 — 12
 — 14
 — 16

MACHINE & MODEL:	CASE 988	REFERENCE:	BUCKET PIN
SERIAL No:	232389 2389	DATE OF CHART:	18-Aug-2017
EQUIPMENT:	1.80m+3.13m+2.10m	SAFETY FACTOR:	45.0%
COMMENT:			

CASE 988

**Maximum Capacity Contours of Radius Plots (Metres) 2.1m Dipper
Gradient 1 in -25 Height 2m**

Unlocked Rail Cant -50mm TANDEM



Units in Tonnes

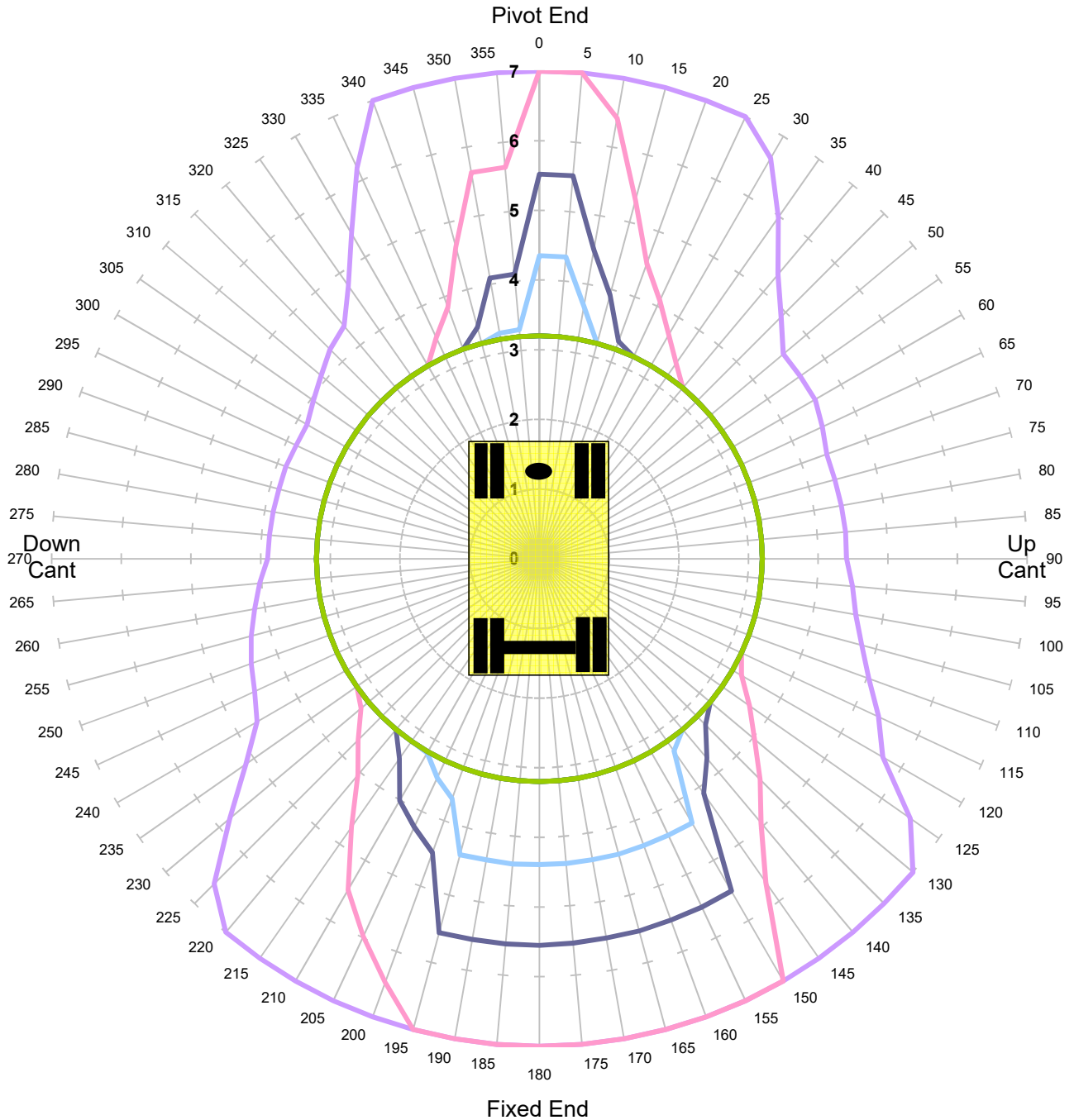
— 1
 — 2
 — 3
 — 4
 — 6
 — 8
 — 10
 — 12
 — 14
 — 16

MACHINE & MODEL:	CASE 988	REFERENCE:	BUCKET PIN
SERIAL No:	232389 2389	DATE OF CHART:	18-Aug-2017
EQUIPMENT:	1.80m+3.13m+2.10m	SAFETY FACTOR:	45.0%
COMMENT:			

CASE 988

**Maximum Capacity Contours of Radius Plots (Metres) 2.1m Dipper
Gradient 1 in -25 Height 2m**

Unlocked Rail Cant 50mm TANDEM



Units in Tonnes

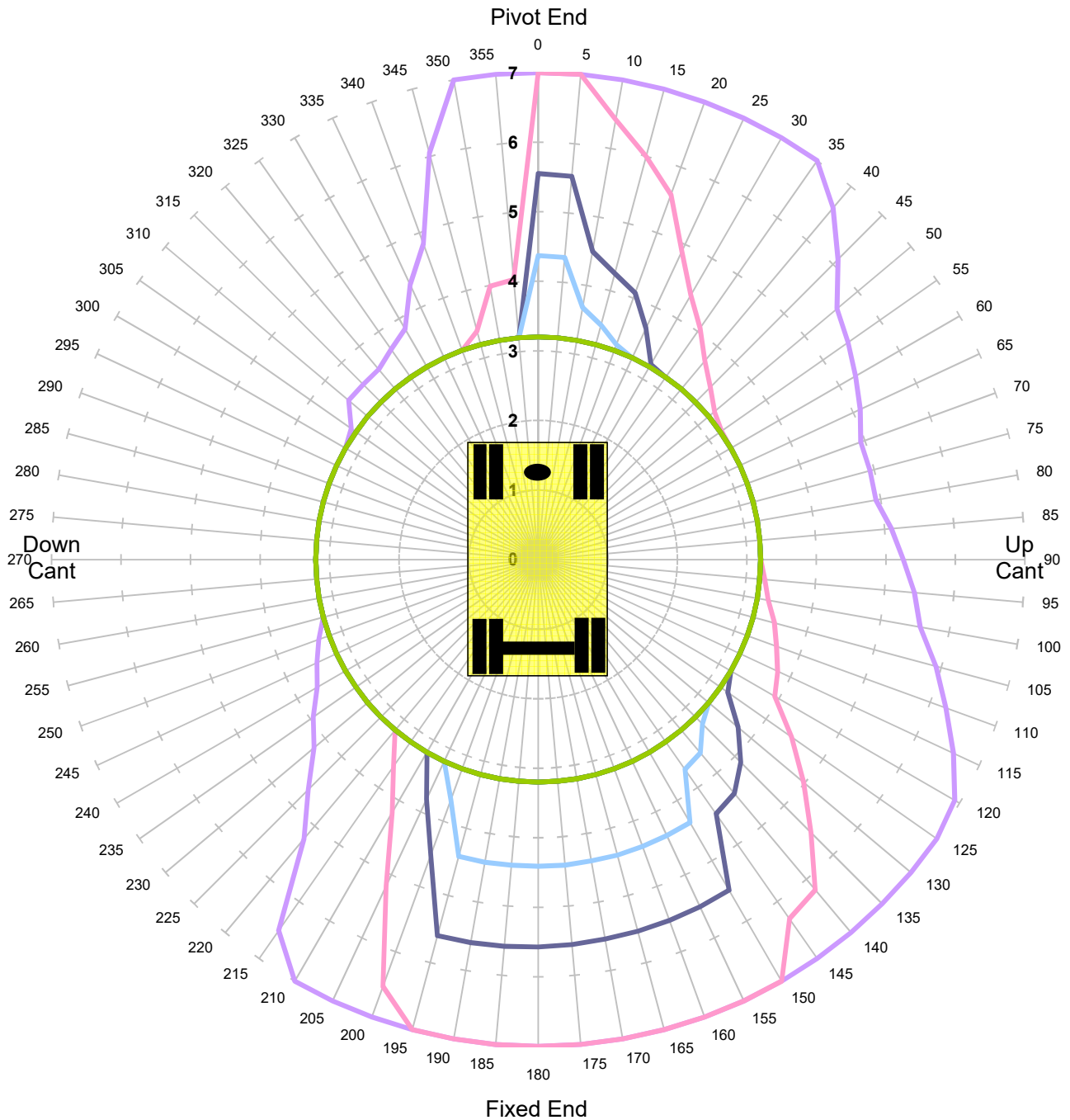
- 1
 — 2
 — 3
 — 4
 — 6
 — 8
 — 10
 — 12
 — 14
 — 16

MACHINE & MODEL:	CASE 988	REFERENCE:	BUCKET PIN
SERIAL No:	232389 2389	DATE OF CHART:	18-Aug-2017
EQUIPMENT:	1.80m+3.13m+2.10m	SAFETY FACTOR:	45.0%
COMMENT:			

CASE 988

**Maximum Capacity Contours of Radius Plots (Metres) 2.1m Dipper
Gradient 1 in -25 Height 2m**

Unlocked Rail Cant 150mm TANDEM



Units in Tonnes

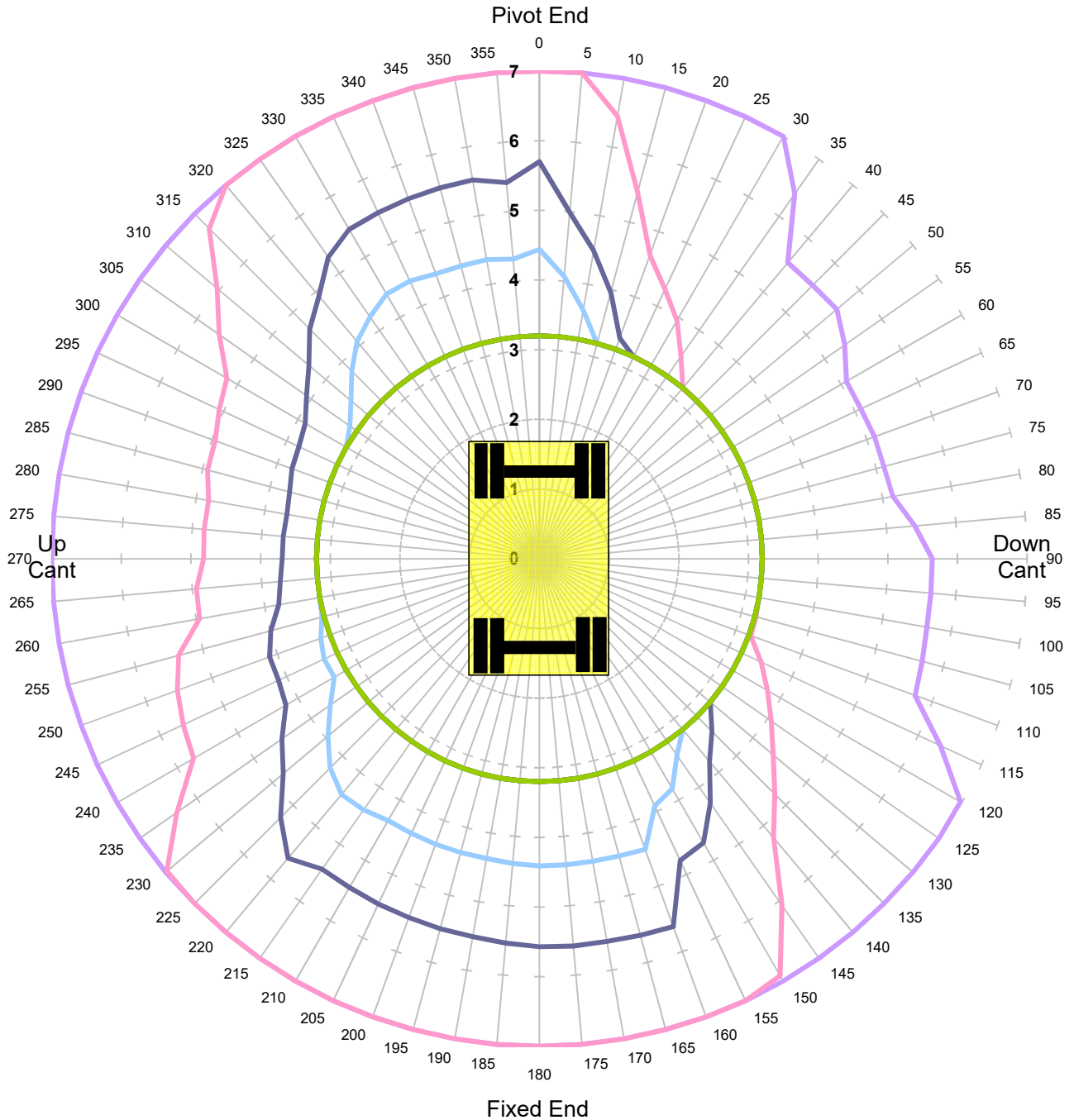
— 1
 — 2
 — 3
 — 4
 — 6
 — 8
 — 10
 — 12
 — 14
 — 16

MACHINE & MODEL:	CASE 988	REFERENCE:	BUCKET PIN
SERIAL No:	232389 2389	DATE OF CHART:	18-Aug-2017
EQUIPMENT:	1.80m+3.13m+2.10m	SAFETY FACTOR:	45.0%
COMMENT:			

CASE 988

**Maximum Capacity Contours of Radius Plots (Metres) 2.1m Dipper
Gradient 1 in -25 Height 2m**

Locked Rail Cant -150mm TANDEM



Units in Tonnes

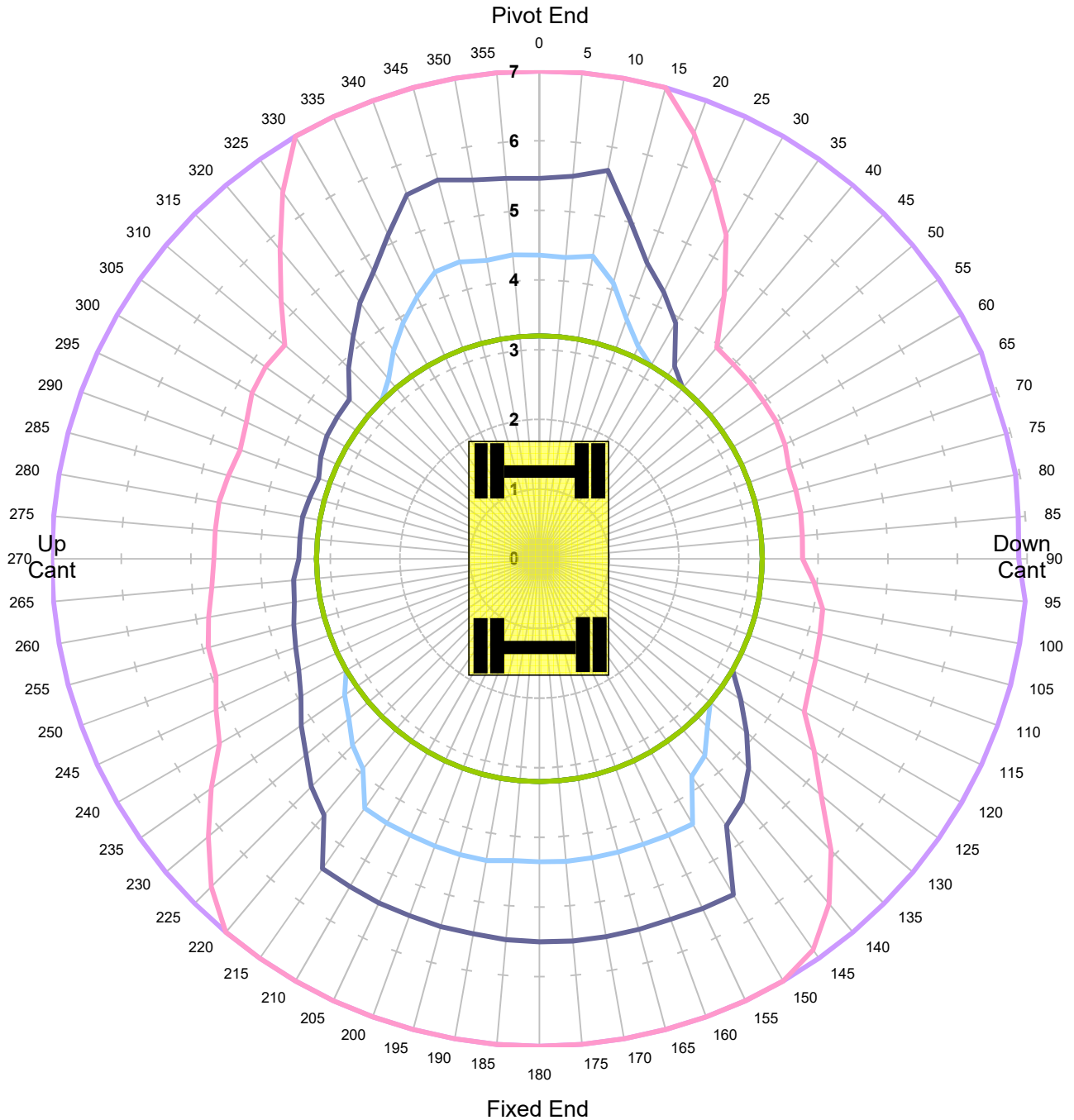
- 1
 — 2
 — 3
 — 4
 — 6
 — 8
 — 10
 — 12
 — 14
 — 16

MACHINE & MODEL:	CASE 988	REFERENCE:	BUCKET PIN
SERIAL No:	232389 2389	DATE OF CHART:	18-Aug-2017
EQUIPMENT:	1.80m+3.13m+2.10m	SAFETY FACTOR:	60.0%
COMMENT:			

CASE 988

**Maximum Capacity Contours of Radius Plots (Metres) 2.1m Dipper
Gradient 1 in -25 Height 2m**

Locked Rail Cant -50mm TANDEM



Units in Tonnes

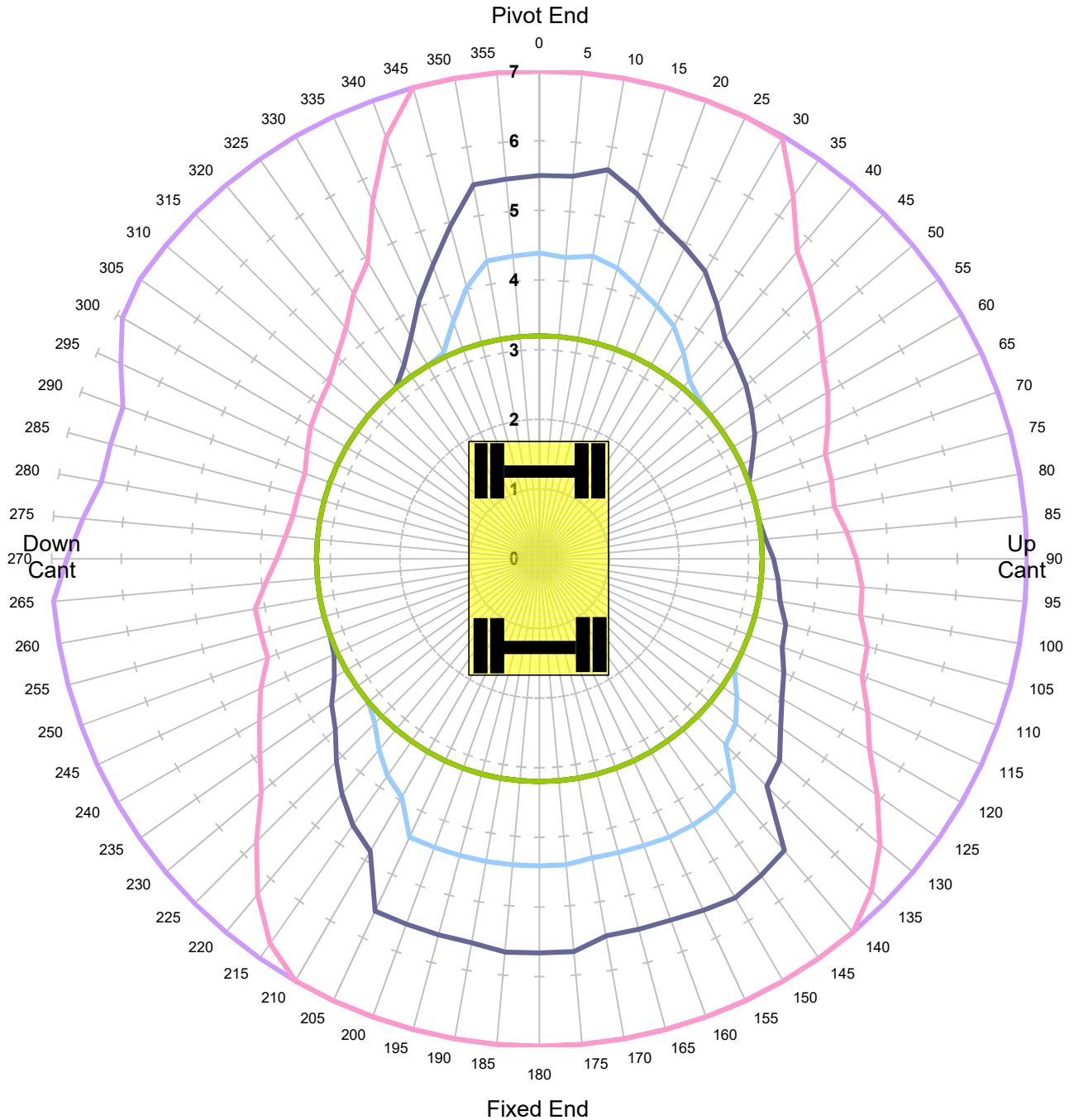
— 1
 — 2
 — 3
 — 4
 — 6
 — 8
 — 10
 — 12
 — 14
 — 16

MACHINE & MODEL:	CASE 988	REFERENCE:	BUCKET PIN
SERIAL No:	232389 2389	DATE OF CHART:	18-Aug-2017
EQUIPMENT:	1.80m+3.13m+2.10m	SAFETY FACTOR:	60.0%
COMMENT:			

CASE 988

**Maximum Capacity Contours of Radius Plots (Metres) 2.1m Dipper
Gradient 1 in -25 Height 2m**

Locked Rail Cant 50mm TANDEM



Units in Tonnes

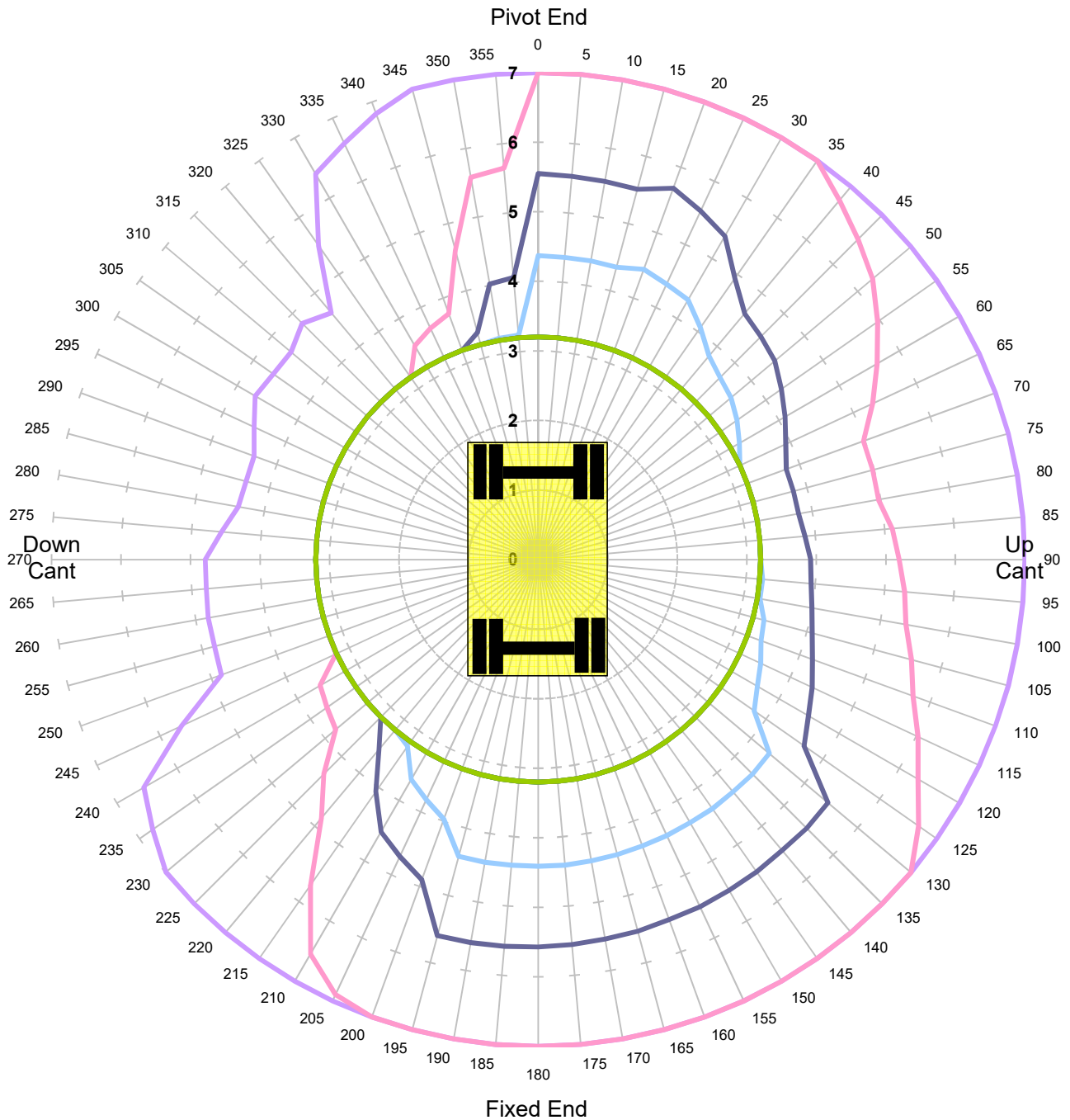
- 1
- 2
- 3
- 4
- 6
- 8
- 10
- 12
- 14
- 16

MACHINE & MODEL:	CASE 988	REFERENCE:	BUCKET PIN
SERIAL No:	232389 2389	DATE OF CHART:	18-Aug-2017
EQUIPMENT:	1.80m+3.13m+2.10m	SAFETY FACTOR:	60.0%
COMMENT:			

CASE 988

**Maximum Capacity Contours of Radius Plots (Metres) 2.1m Dipper
Gradient 1 in -25 Height 2m**

Locked Rail Cant 150mm TANDEM

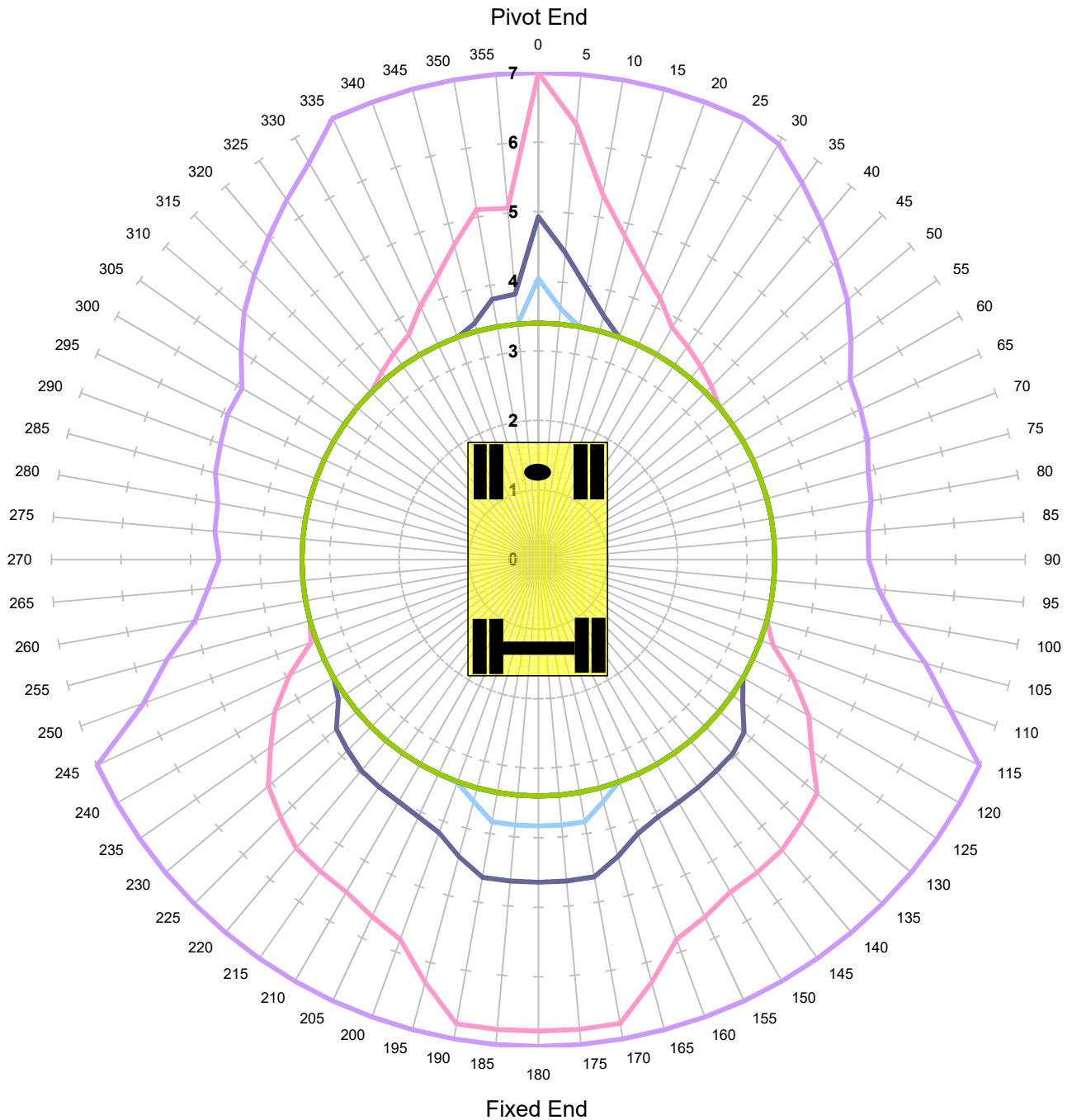


Units in Tonnes

— 1
 — 2
 — 3
 — 4
 — 6
 — 8
 — 10
 — 12
 — 14
 — 16

MACHINE & MODEL:	CASE 988	REFERENCE:	BUCKET PIN
SERIAL No:	232389 2389	DATE OF CHART:	18-Aug-2017
EQUIPMENT:	1.80m+3.13m+2.10m	SAFETY FACTOR:	60.0%
COMMENT:			

CASE 988
Maximum Capacity Contours of Radius Plots (Metres) 2.1m Dipper
Level Ground Height 2m
Unlocked Road TANDEM

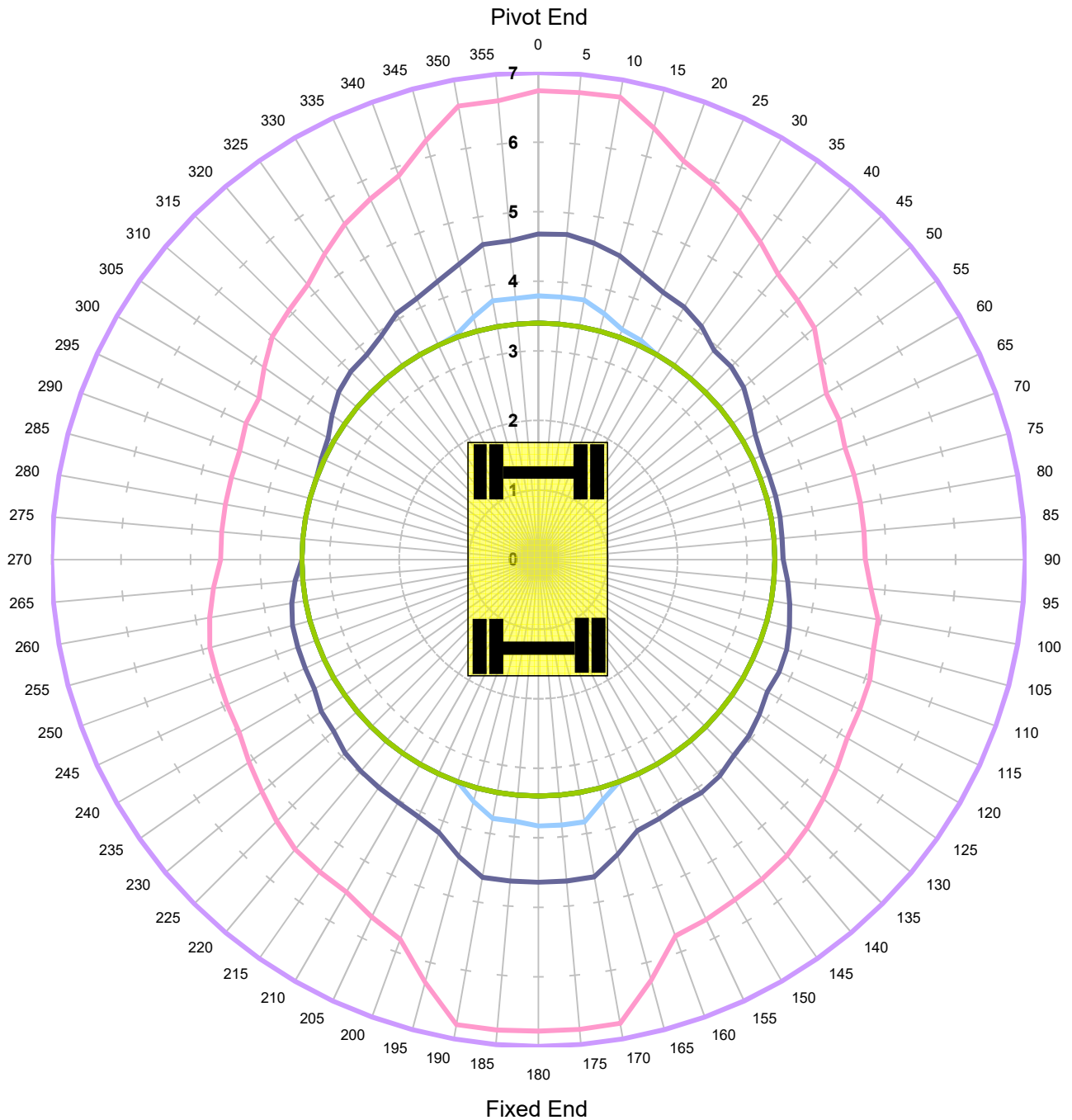


Units in Tonnes

- 1
 — 2
 — 3
 — 4
 — 6
 — 8
 — 10
 — 12
 — 14
 — 16

MACHINE & MODEL:	CASE 988	REFERENCE:	BUCKET PIN
SERIAL No:	232389 2389	DATE OF CHART:	18-Aug-2017
EQUIPMENT:	1.80m+3.13m+2.10m	SAFETY FACTOR:	47.0%
COMMENT:			

CASE 988
Maximum Capacity Contours of Radius Plots (Metres) 2.1m Dipper
Level Ground Height 2m
Locked Road TANDEM



Units in Tonnes

- 1
- 2
- 3
- 4
- 6
- 8
- 10
- 12
- 14
- 16

MACHINE & MODEL:	CASE 988	REFERENCE:	BUCKET PIN
SERIAL No:	232389 2389	DATE OF CHART:	18-Aug-2017
EQUIPMENT:	1.80m+3.13m+2.10m	SAFETY FACTOR:	47.0%
COMMENT:			