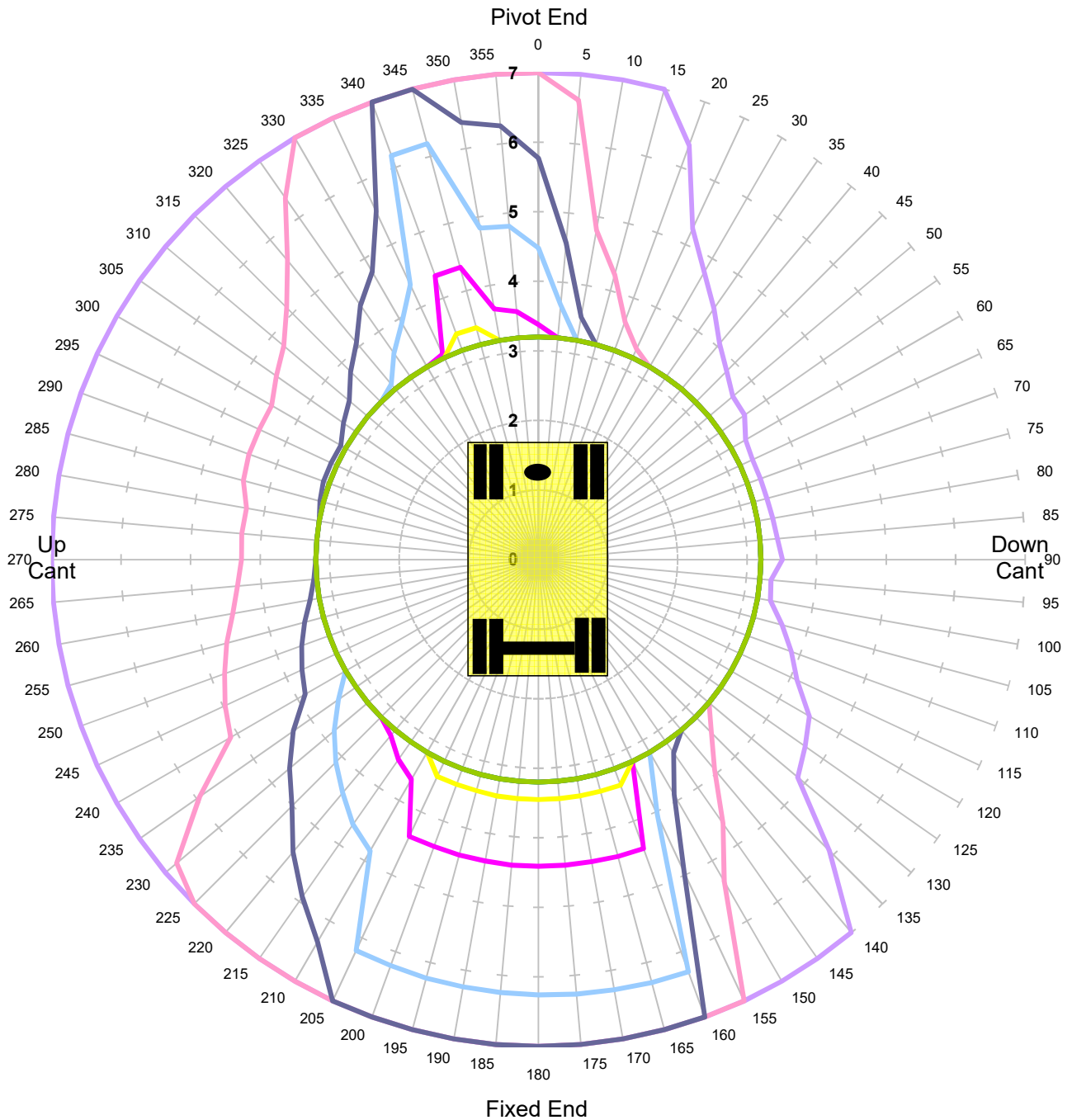


## CASE 988

**Maximum Capacity Contours of Radius Plots (Metres) 2.1m Dipper  
Gradient 1 in -25 Height 2m  
Unlocked Rail Cant -150mm**



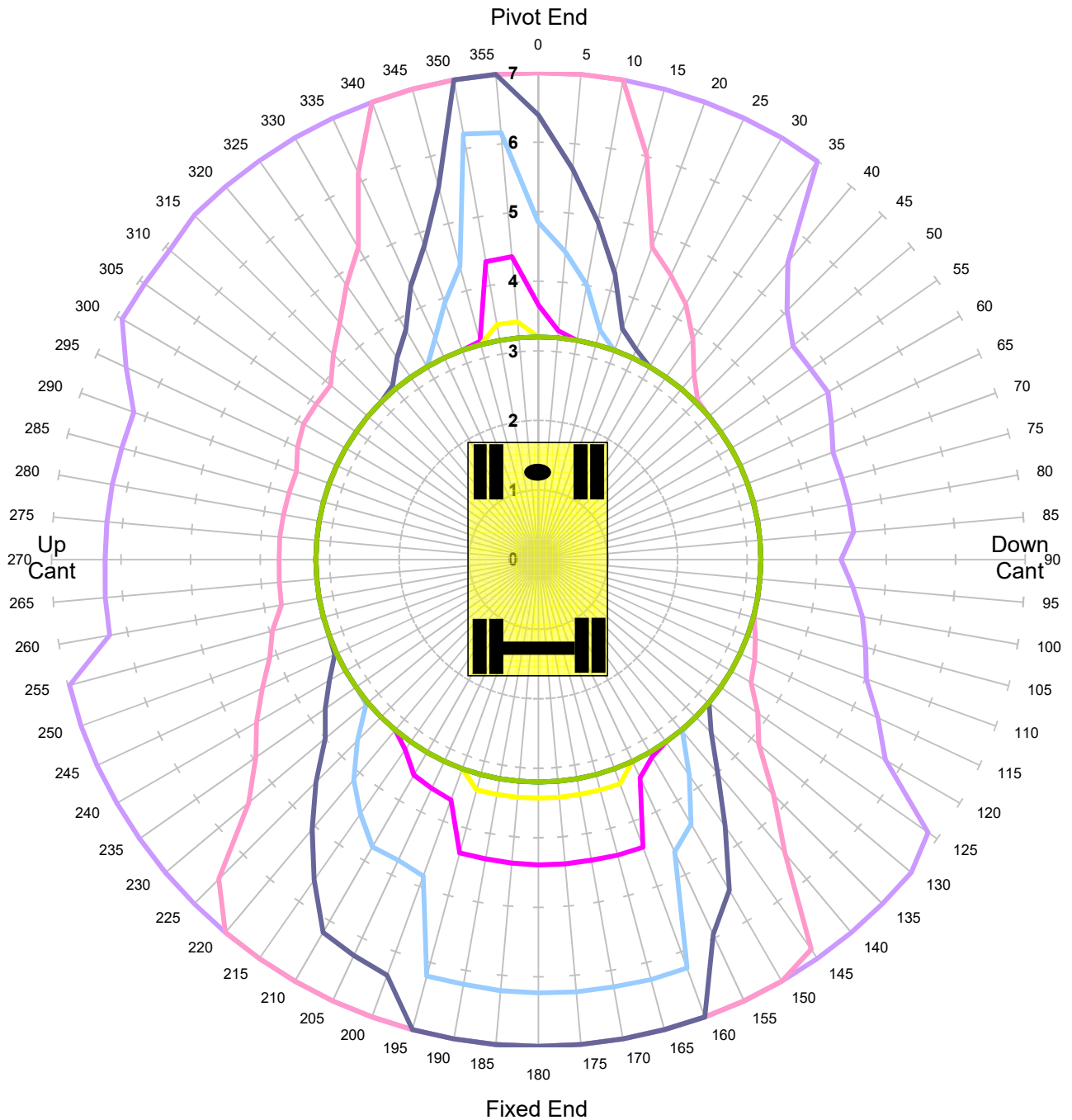
Units in Tonnes

— 1   
 — 2   
 — 3   
 — 4   
 — 6   
 — 8   
 — 10   
 — 12   
 — 14   
 — 16

<b>MACHINE &amp; MODEL:</b>	CASE 988	<b>REFERENCE:</b>	BUCKET PIN
<b>SERIAL No:</b>	232388 2388	<b>DATE OF CHART:</b>	18-Aug-2017
<b>EQUIPMENT:</b>	1.80m+3.13m+2.10m	<b>SAFETY FACTOR:</b>	67.0%
<b>COMMENT:</b>			

## CASE 988

**Maximum Capacity Contours of Radius Plots (Metres) 2.1m Dipper  
Gradient 1 in -25 Height 2m  
Unlocked Rail Cant -50mm**



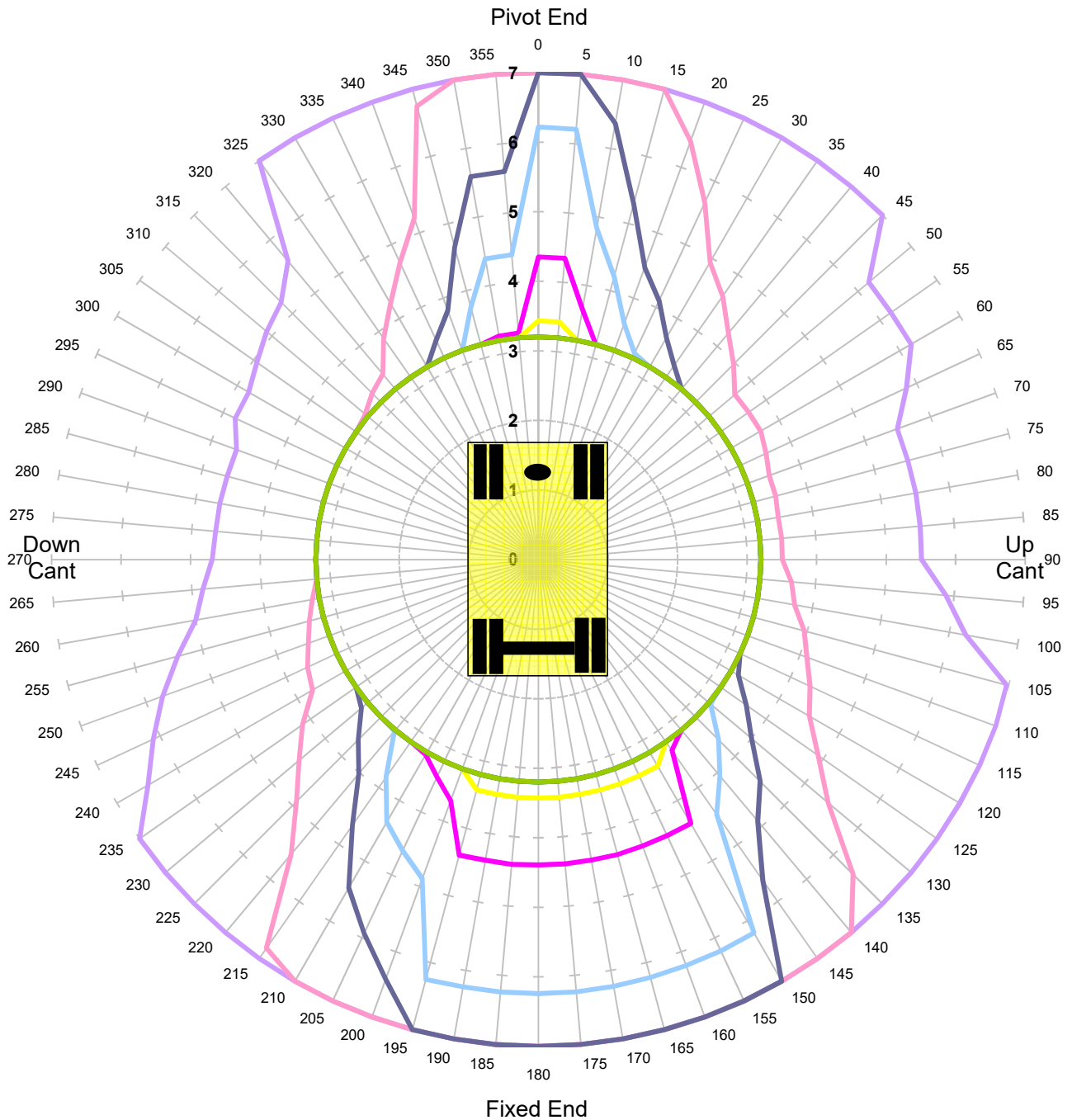
Units in Tonnes

- 1
- 2
- 3
- 4
- 6
- 8
- 10
- 12
- 14
- 16

<b>MACHINE &amp; MODEL:</b>	CASE 988	<b>REFERENCE:</b>	BUCKET PIN
<b>SERIAL No:</b>	232388 2388	<b>DATE OF CHART:</b>	18-Aug-2017
<b>EQUIPMENT:</b>	1.80m+3.13m+2.10m	<b>SAFETY FACTOR:</b>	67.0%
<b>COMMENT:</b>			

## CASE 988

**Maximum Capacity Contours of Radius Plots (Metres) 2.1m Dipper  
Gradient 1 in -25 Height 2m  
Unlocked Rail Cant 50mm**



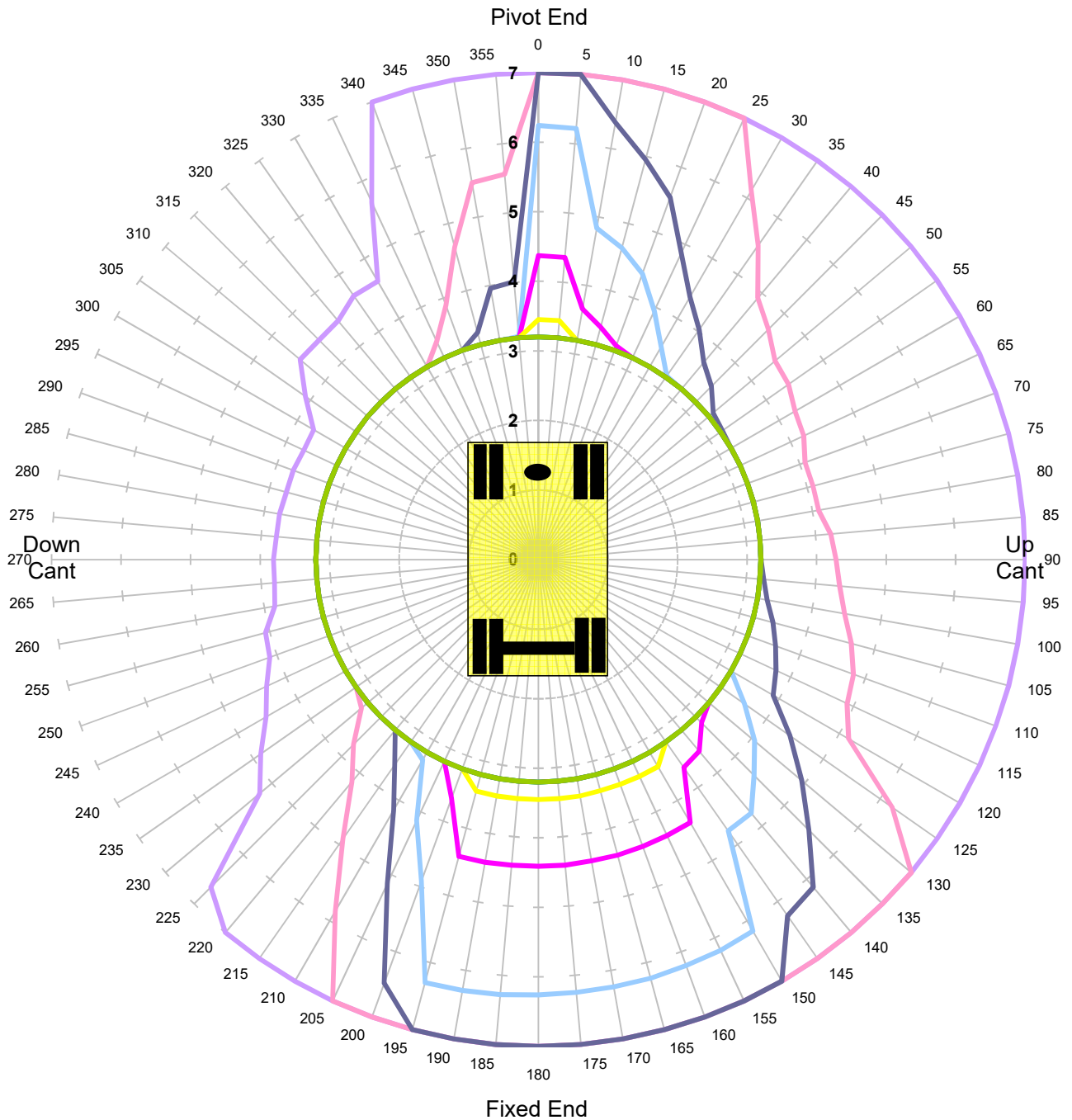
Units in Tonnes

— 1   
 — 2   
 — 3   
 — 4   
 — 6   
 — 8   
 — 10   
 — 12   
 — 14   
 — 16

<b>MACHINE &amp; MODEL:</b>	CASE 988	<b>REFERENCE:</b>	BUCKET PIN
<b>SERIAL No:</b>	232388 2388	<b>DATE OF CHART:</b>	18-Aug-2017
<b>EQUIPMENT:</b>	1.80m+3.13m+2.10m	<b>SAFETY FACTOR:</b>	67.0%
<b>COMMENT:</b>			

## CASE 988

**Maximum Capacity Contours of Radius Plots (Metres) 2.1m Dipper  
Gradient 1 in -25 Height 2m  
Unlocked Rail Cant 150mm**



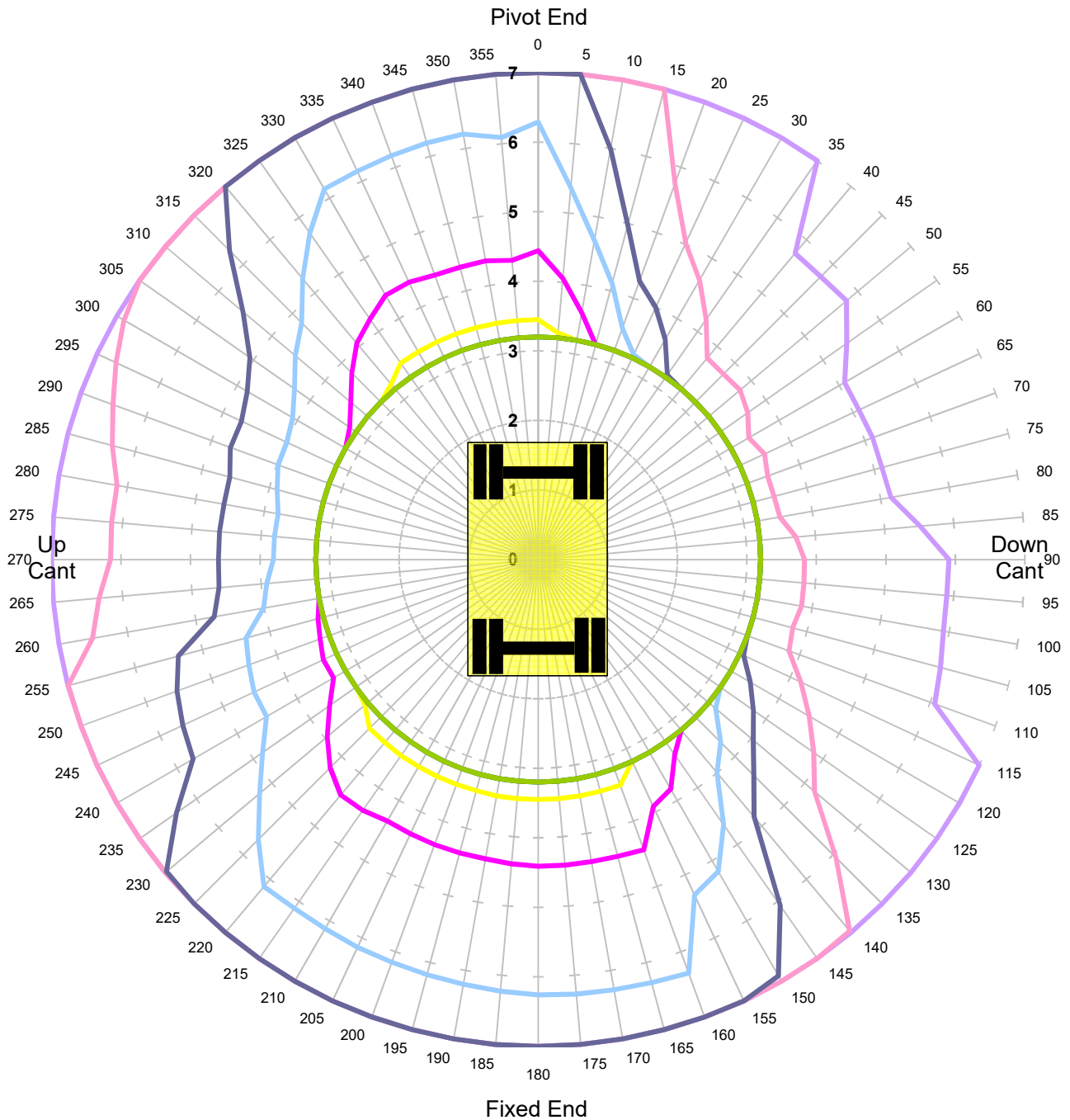
Units in Tonnes

— 1   
 — 2   
 — 3   
 — 4   
 — 6   
 — 8   
 — 10   
 — 12   
 — 14   
 — 16

<b>MACHINE &amp; MODEL:</b>	CASE 988	<b>REFERENCE:</b>	BUCKET PIN
<b>SERIAL No:</b>	232388 2388	<b>DATE OF CHART:</b>	18-Aug-2017
<b>EQUIPMENT:</b>	1.80m+3.13m+2.10m	<b>SAFETY FACTOR:</b>	67.0%
<b>COMMENT:</b>			

## CASE 988

**Maximum Capacity Contours of Radius Plots (Metres) 2.1m Dipper  
Gradient 1 in -25 Height 2m  
Locked Rail Cant -150mm**



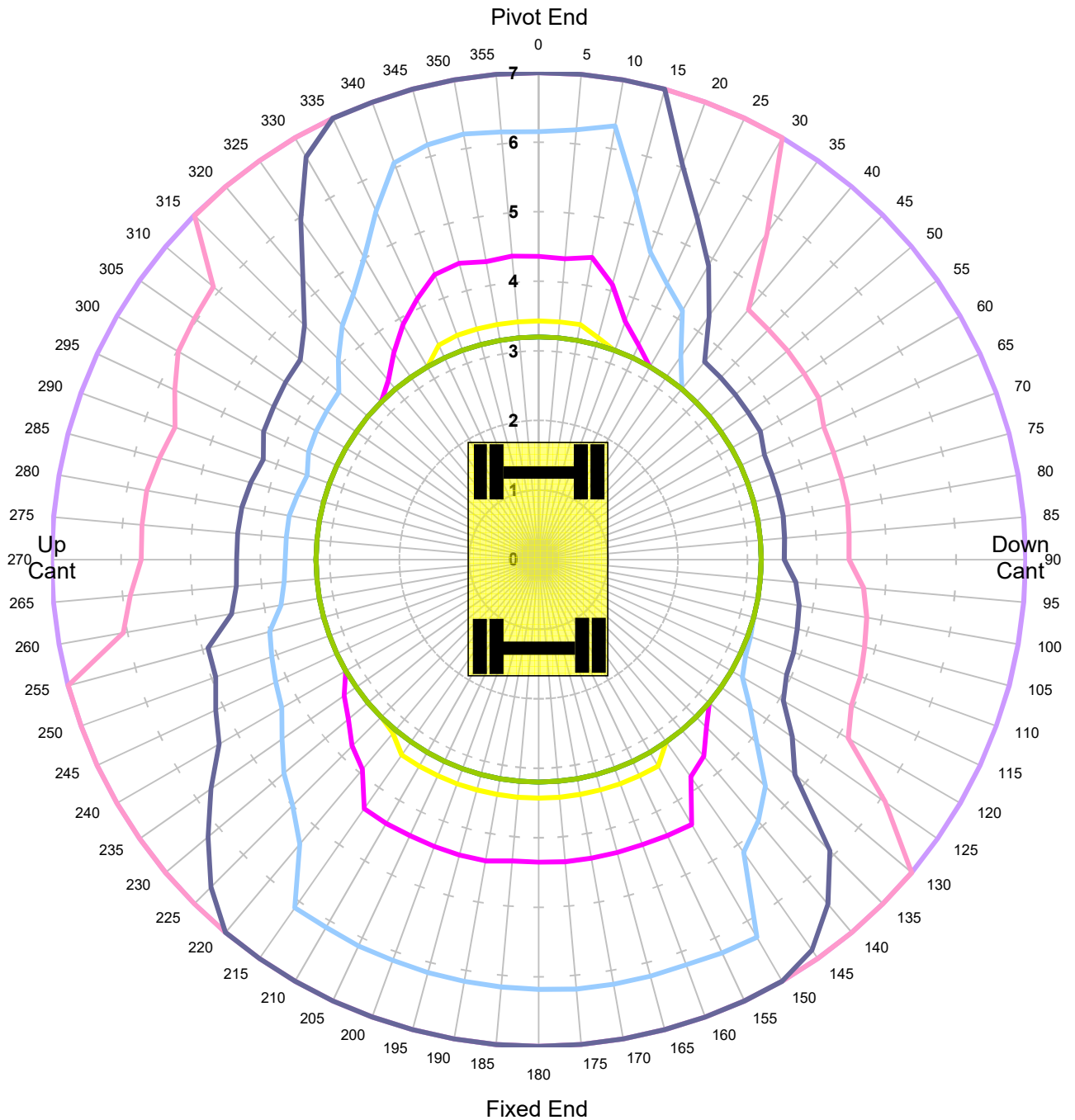
Units in Tonnes

— 1   
 — 2   
 — 3   
 — 4   
 — 6   
 — 8   
 — 10   
 — 12   
 — 14   
 — 16

<b>MACHINE &amp; MODEL:</b>	CASE 988	<b>REFERENCE:</b>	BUCKET PIN
<b>SERIAL No:</b>	232388 2388	<b>DATE OF CHART:</b>	18-Aug-2017
<b>EQUIPMENT:</b>	1.80m+3.13m+2.10m	<b>SAFETY FACTOR:</b>	90.0%
<b>COMMENT:</b>			

## CASE 988

**Maximum Capacity Contours of Radius Plots (Metres) 2.1m Dipper  
Gradient 1 in -25 Height 2m  
Locked Rail Cant -50mm**



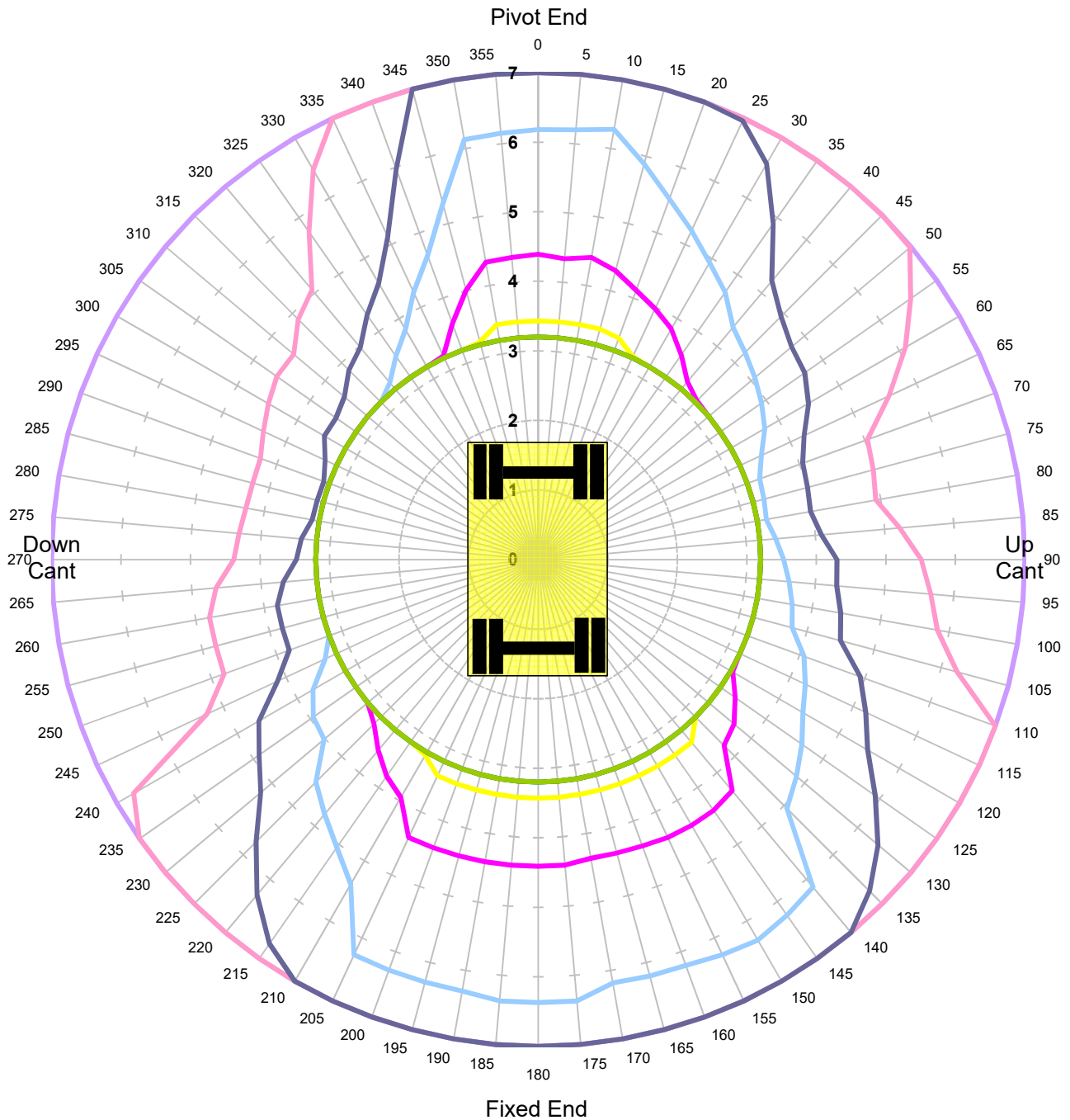
Units in Tonnes

- 1
- 2
- 3
- 4
- 6
- 8
- 10
- 12
- 14
- 16

<b>MACHINE &amp; MODEL:</b>	CASE 988	<b>REFERENCE:</b>	BUCKET PIN
<b>SERIAL No:</b>	232388 2388	<b>DATE OF CHART:</b>	18-Aug-2017
<b>EQUIPMENT:</b>	1.80m+3.13m+2.10m	<b>SAFETY FACTOR:</b>	90.0%
<b>COMMENT:</b>			

## CASE 988

**Maximum Capacity Contours of Radius Plots (Metres) 2.1m Dipper  
Gradient 1 in -25 Height 2m  
Locked Rail Cant 50mm**

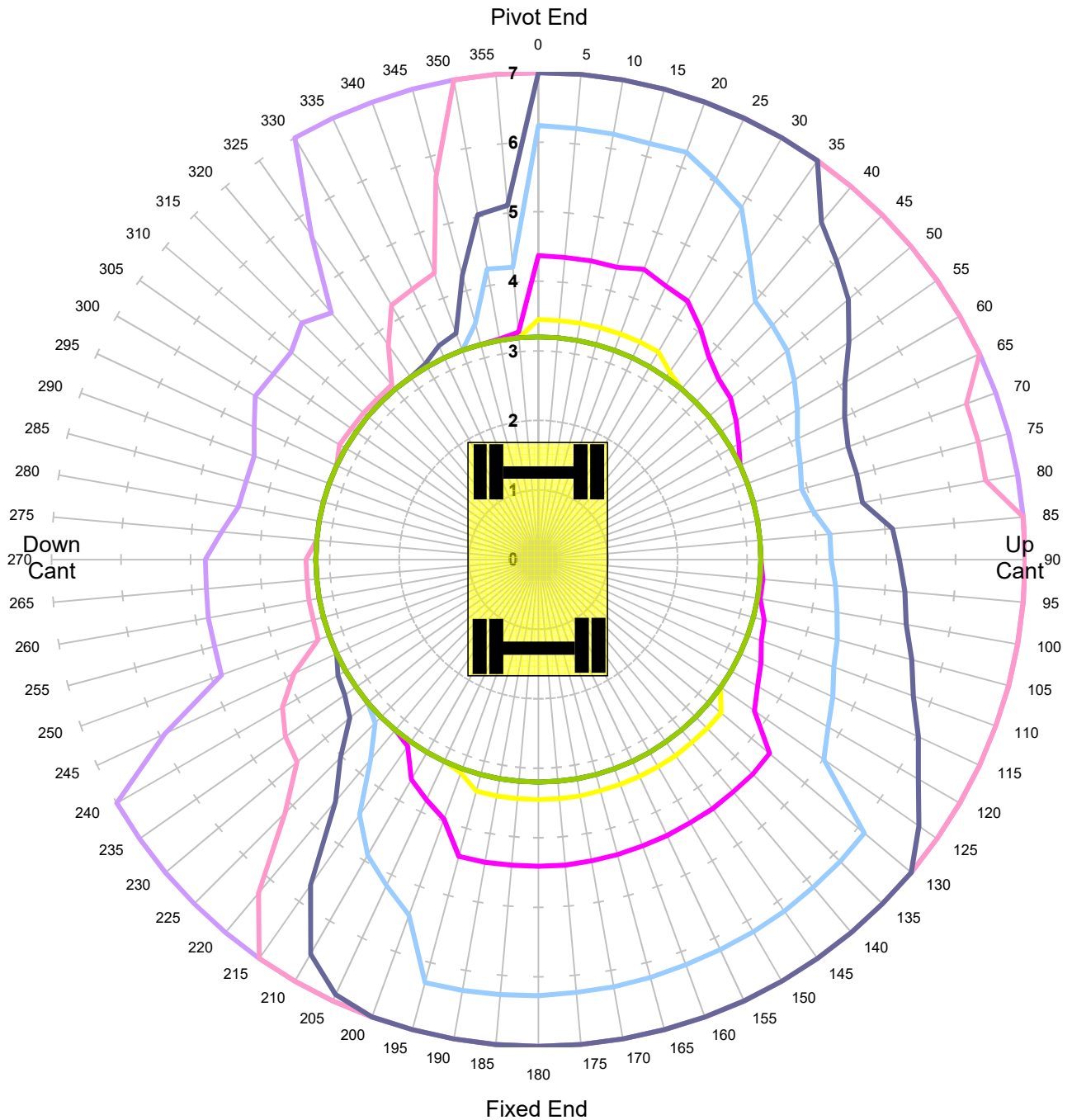


Units in Tonnes

— 1   
 — 2   
 — 3   
 — 4   
 — 6   
 — 8   
 — 10   
 — 12   
 — 14   
 — 16

<b>MACHINE &amp; MODEL:</b>	CASE 988	<b>REFERENCE:</b>	BUCKET PIN
<b>SERIAL No:</b>	232388 2388	<b>DATE OF CHART:</b>	18-Aug-2017
<b>EQUIPMENT:</b>	1.80m+3.13m+2.10m	<b>SAFETY FACTOR:</b>	90.0%
<b>COMMENT:</b>			

**CASE 988**  
**Maximum Capacity Contours of Radius Plots (Metres) 2.1m Dipper**  
**Gradient 1 in -25 Height 2m**  
**Locked Rail Cant 150mm**



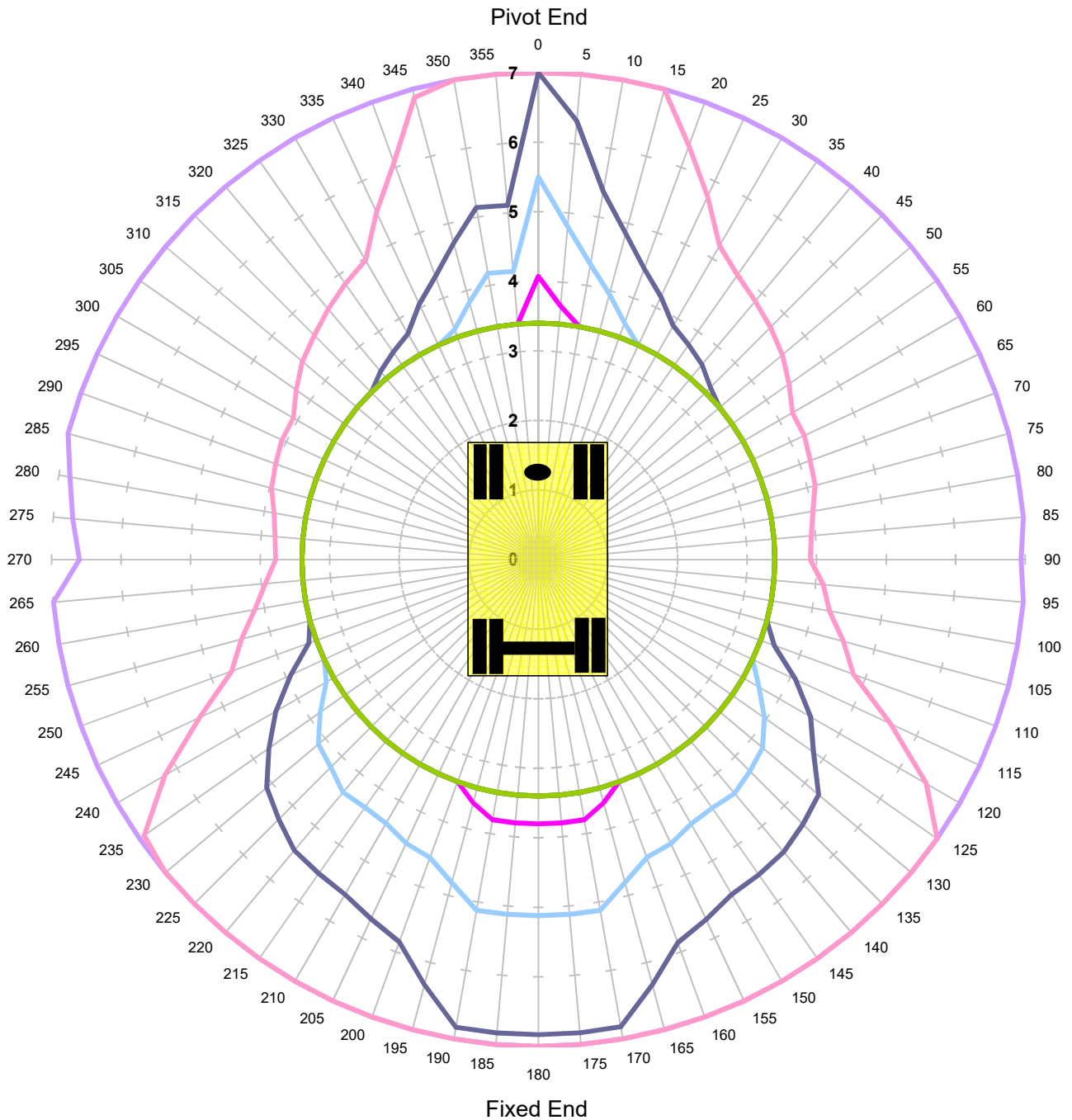
Units in Tonnes

- 1
- 2
- 3
- 4
- 6
- 8
- 10
- 12
- 14
- 16

<b>MACHINE &amp; MODEL:</b>	CASE 988	<b>REFERENCE:</b>	BUCKET PIN
<b>SERIAL No:</b>	232388 2388	<b>DATE OF CHART:</b>	18-Aug-2017
<b>EQUIPMENT:</b>	1.80m+3.13m+2.10m	<b>SAFETY FACTOR:</b>	90.0%
<b>COMMENT:</b>			



**CASE 988**  
**Maximum Capacity Contours of Radius Plots (Metres) 2.1m Dipper**  
**Level Ground Height 2m**  
**Unlocked Road**

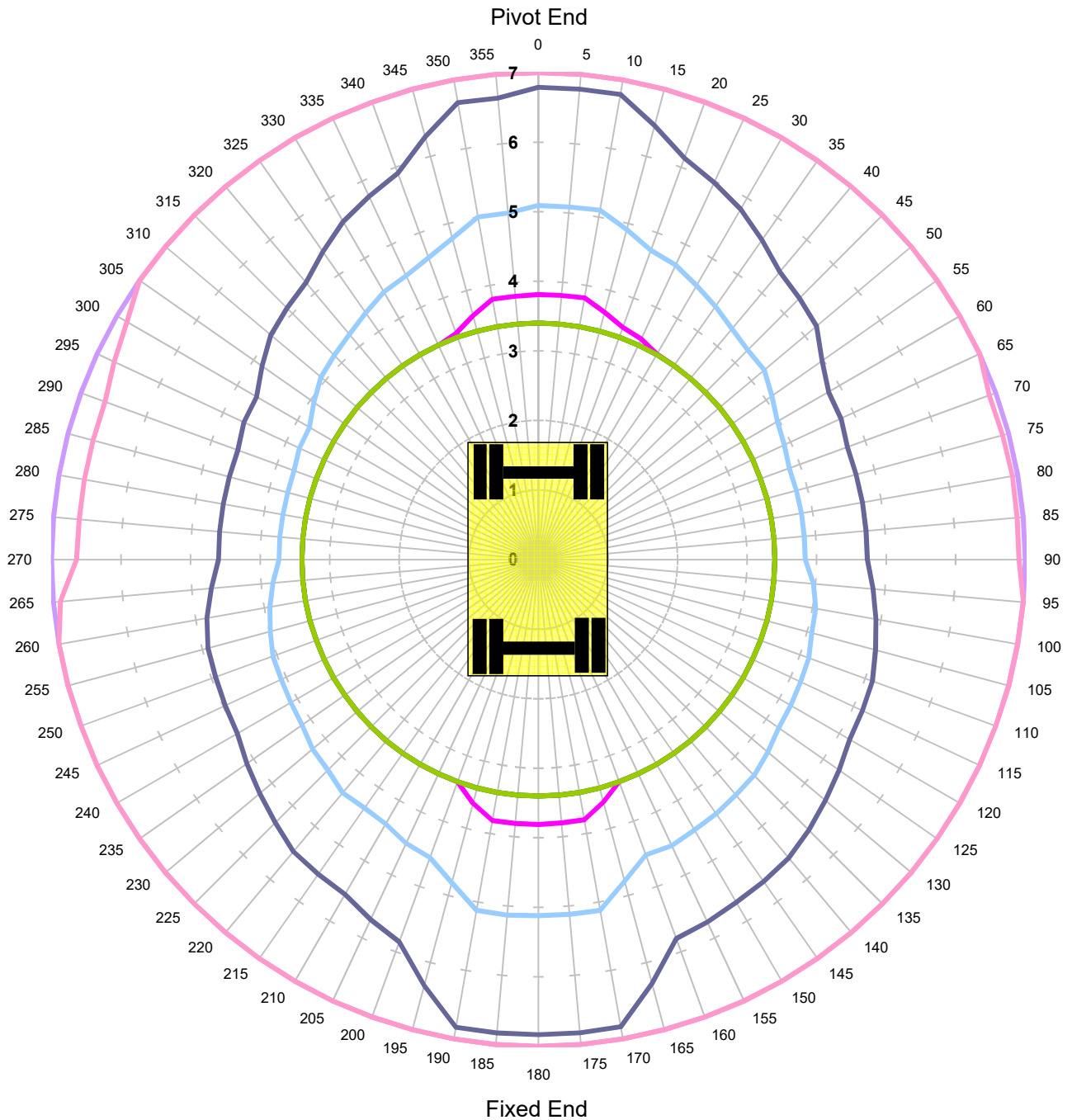


Units in Tonnes

- 1
- 2
- 3
- 4
- 6
- 8
- 10
- 12
- 14
- 16

<b>MACHINE &amp; MODEL:</b>	CASE 988	<b>REFERENCE:</b>	BUCKET PIN
<b>SERIAL No:</b>	232388 2388	<b>DATE OF CHART:</b>	18-Aug-2017
<b>EQUIPMENT:</b>	1.80m+3.13m+2.10m	<b>SAFETY FACTOR:</b>	71.0%
<b>COMMENT:</b>			

**CASE 988**  
**Maximum Capacity Contours of Radius Plots (Metres) 2.1m Dipper**  
**Level Ground Height 2m**  
**Locked Road**



Units in Tonnes

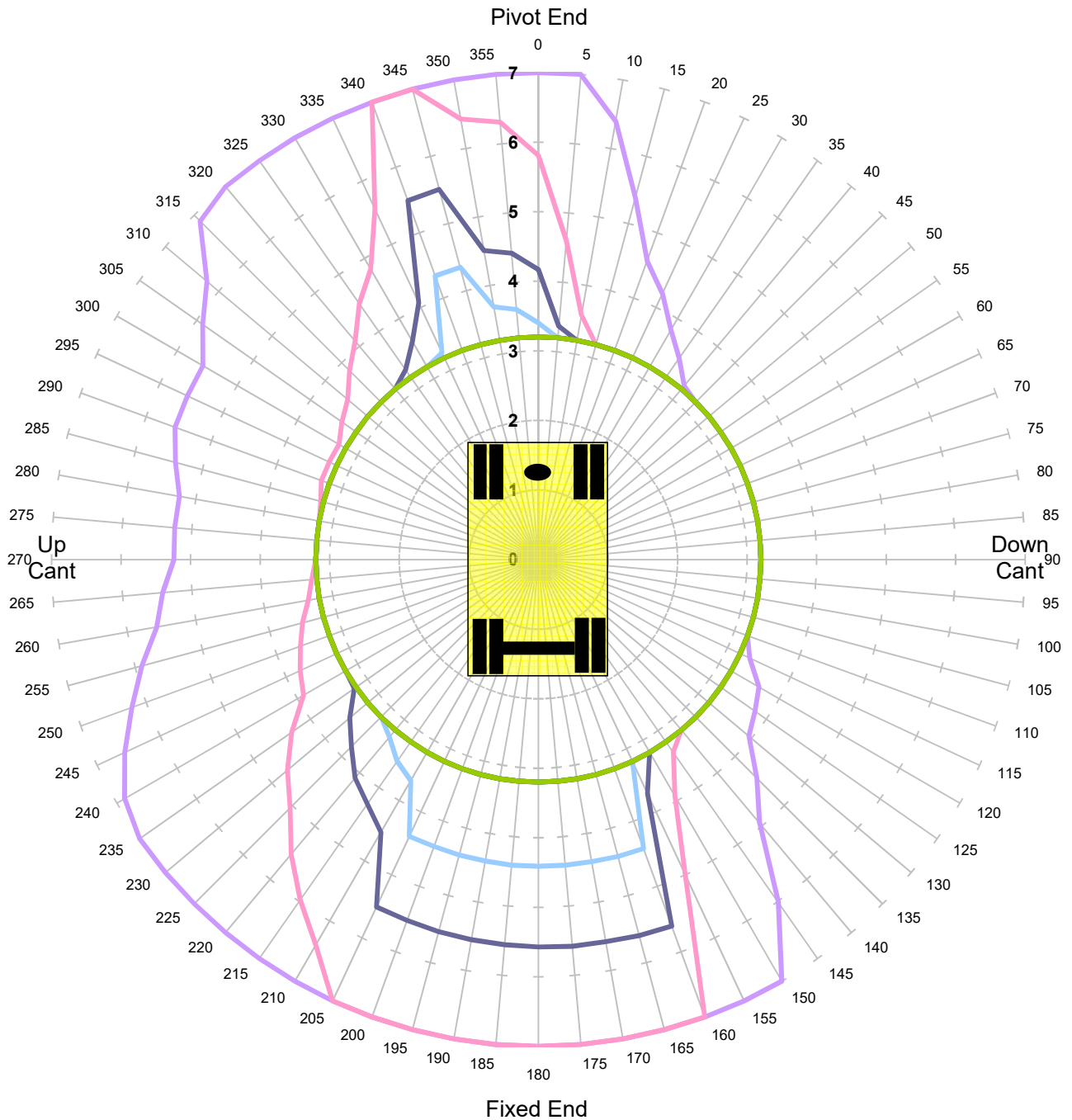
- 1
- 2
- 3
- 4
- 6
- 8
- 10
- 12
- 14
- 16

<b>MACHINE &amp; MODEL:</b>	CASE 988	<b>REFERENCE:</b>	BUCKET PIN
<b>SERIAL No:</b>	232388 2388	<b>DATE OF CHART:</b>	18-Aug-2017
<b>EQUIPMENT:</b>	1.80m+3.13m+2.10m	<b>SAFETY FACTOR:</b>	71.0%
<b>COMMENT:</b>			

## CASE 988

**Maximum Capacity Contours of Radius Plots (Metres) 2.1m Dipper  
Gradient 1 in -25 Height 2m**

**Unlocked Rail Cant -150mm TANDEM**



Units in Tonnes

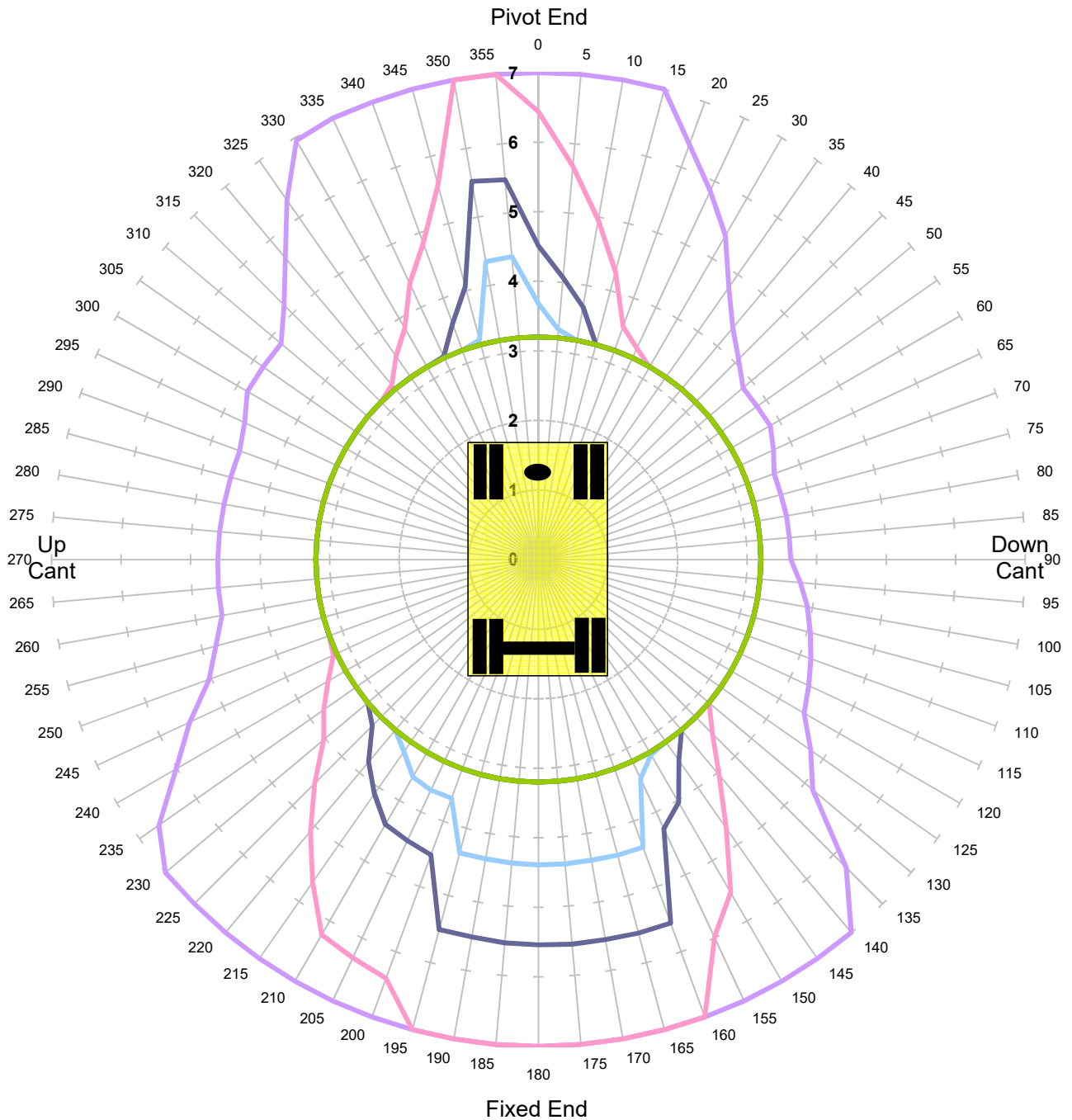
— 1   
 — 2   
 — 3   
 — 4   
 — 6   
 — 8   
 — 10   
 — 12   
 — 14   
 — 16

<b>MACHINE &amp; MODEL:</b>	CASE 988	<b>REFERENCE:</b>	BUCKET PIN
<b>SERIAL No:</b>	232388 2388	<b>DATE OF CHART:</b>	18-Aug-2017
<b>EQUIPMENT:</b>	1.80m+3.13m+2.10m	<b>SAFETY FACTOR:</b>	45.0%
<b>COMMENT:</b>			

## CASE 988

**Maximum Capacity Contours of Radius Plots (Metres) 2.1m Dipper  
Gradient 1 in -25 Height 2m**

**Unlocked Rail Cant -50mm TANDEM**



Units in Tonnes

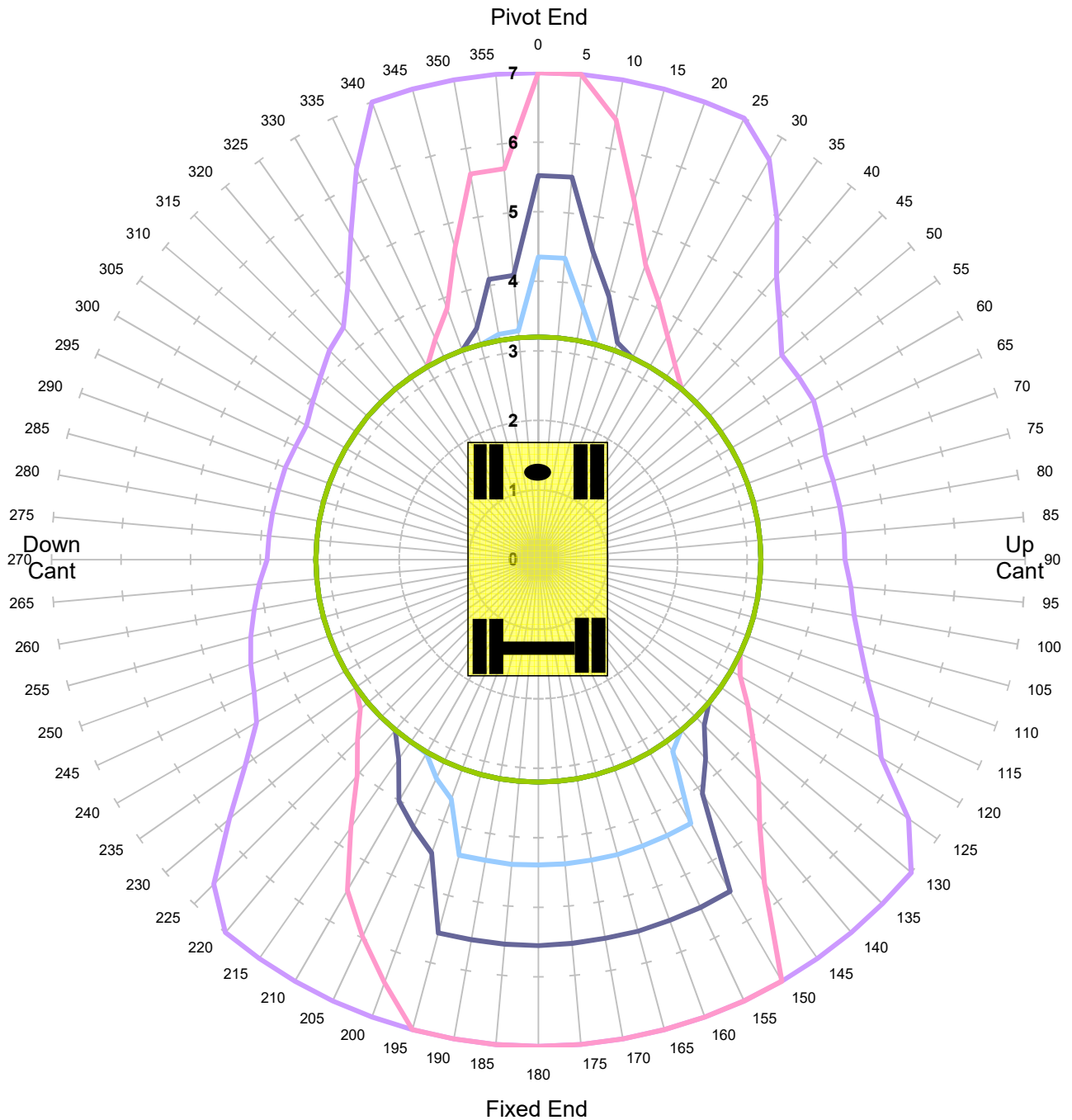
- 1
- 2
- 3
- 4
- 6
- 8
- 10
- 12
- 14
- 16

<b>MACHINE &amp; MODEL:</b>	CASE 988	<b>REFERENCE:</b>	BUCKET PIN
<b>SERIAL No:</b>	232388 2388	<b>DATE OF CHART:</b>	18-Aug-2017
<b>EQUIPMENT:</b>	1.80m+3.13m+2.10m	<b>SAFETY FACTOR:</b>	45.0%
<b>COMMENT:</b>			

## CASE 988

**Maximum Capacity Contours of Radius Plots (Metres) 2.1m Dipper  
Gradient 1 in -25 Height 2m**

**Unlocked Rail Cant 50mm TANDEM**



Units in Tonnes

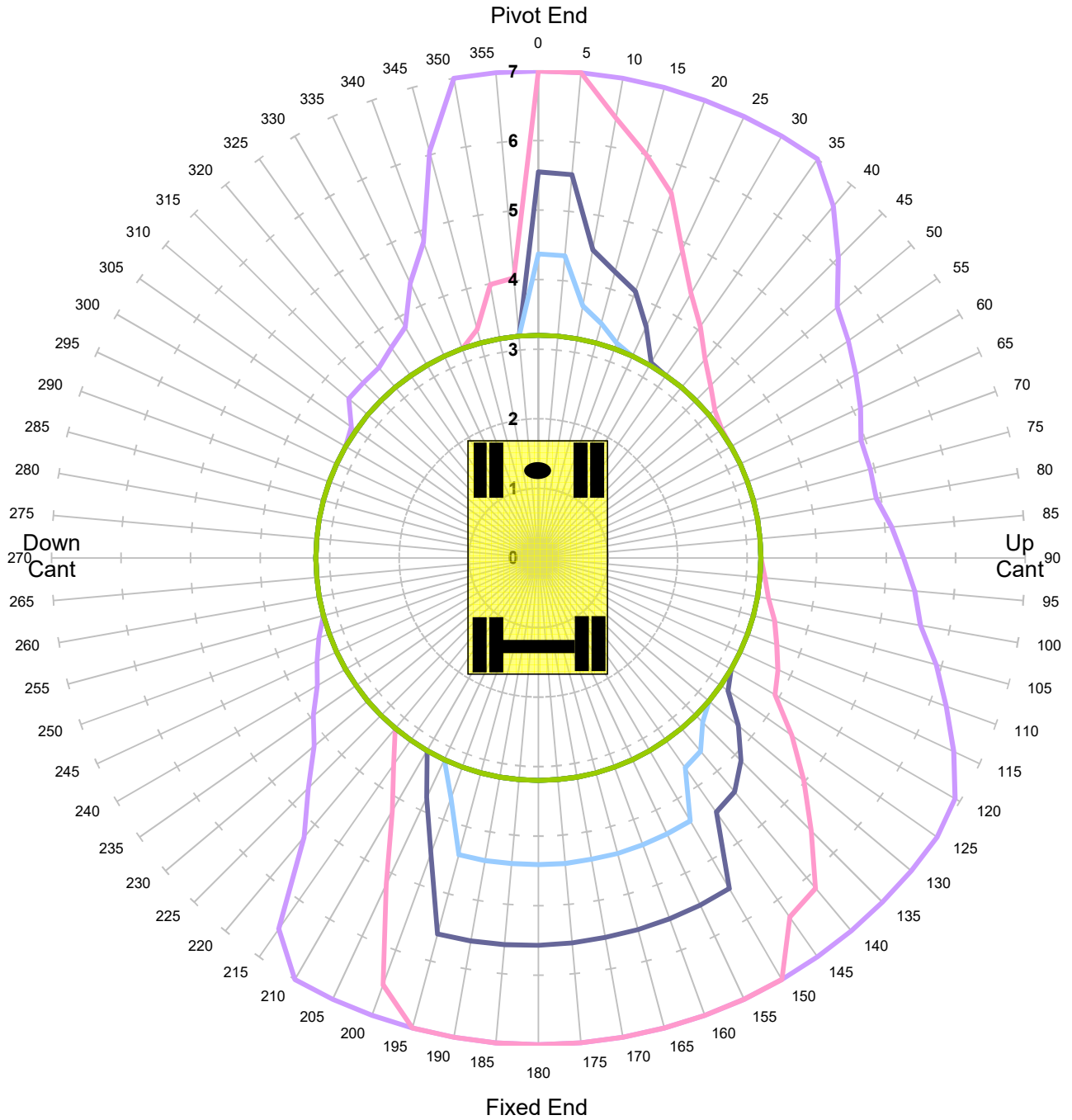
- 1
- 2
- 3
- 4
- 6
- 8
- 10
- 12
- 14
- 16

<b>MACHINE &amp; MODEL:</b>	CASE 988	<b>REFERENCE:</b>	BUCKET PIN
<b>SERIAL No:</b>	232388 2388	<b>DATE OF CHART:</b>	18-Aug-2017
<b>EQUIPMENT:</b>	1.80m+3.13m+2.10m	<b>SAFETY FACTOR:</b>	45.0%
<b>COMMENT:</b>			

## CASE 988

**Maximum Capacity Contours of Radius Plots (Metres) 2.1m Dipper  
Gradient 1 in -25 Height 2m**

**Unlocked Rail Cant 150mm TANDEM**



Units in Tonnes

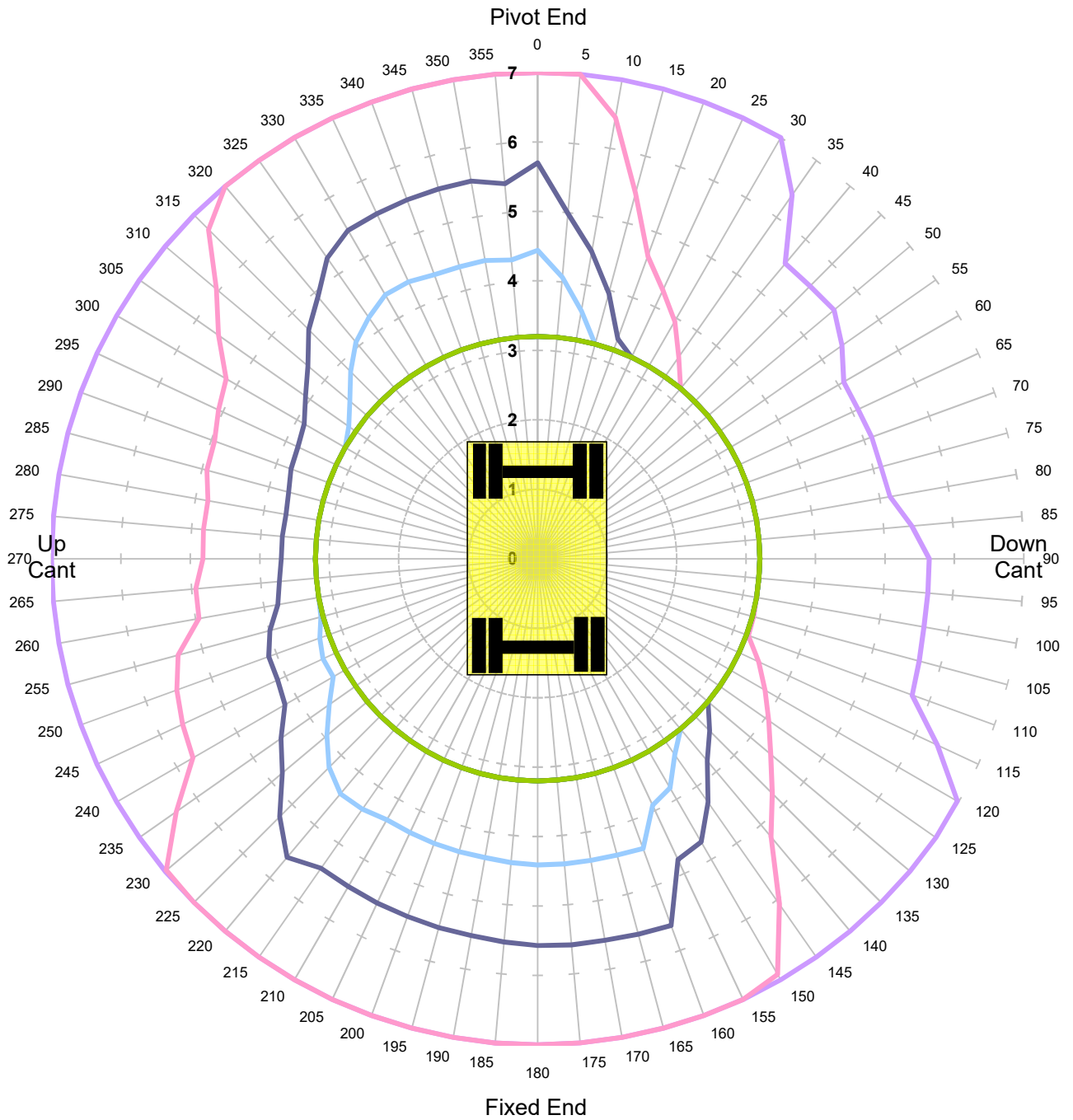
- 1
- 2
- 3
- 4
- 6
- 8
- 10
- 12
- 14
- 16

<b>MACHINE &amp; MODEL:</b>	CASE 988	<b>REFERENCE:</b>	BUCKET PIN
<b>SERIAL No:</b>	232388 2388	<b>DATE OF CHART:</b>	18-Aug-2017
<b>EQUIPMENT:</b>	1.80m+3.13m+2.10m	<b>SAFETY FACTOR:</b>	45.0%
<b>COMMENT:</b>			

## CASE 988

**Maximum Capacity Contours of Radius Plots (Metres) 2.1m Dipper  
Gradient 1 in -25 Height 2m**

**Locked Rail Cant -150mm TANDEM**



Units in Tonnes

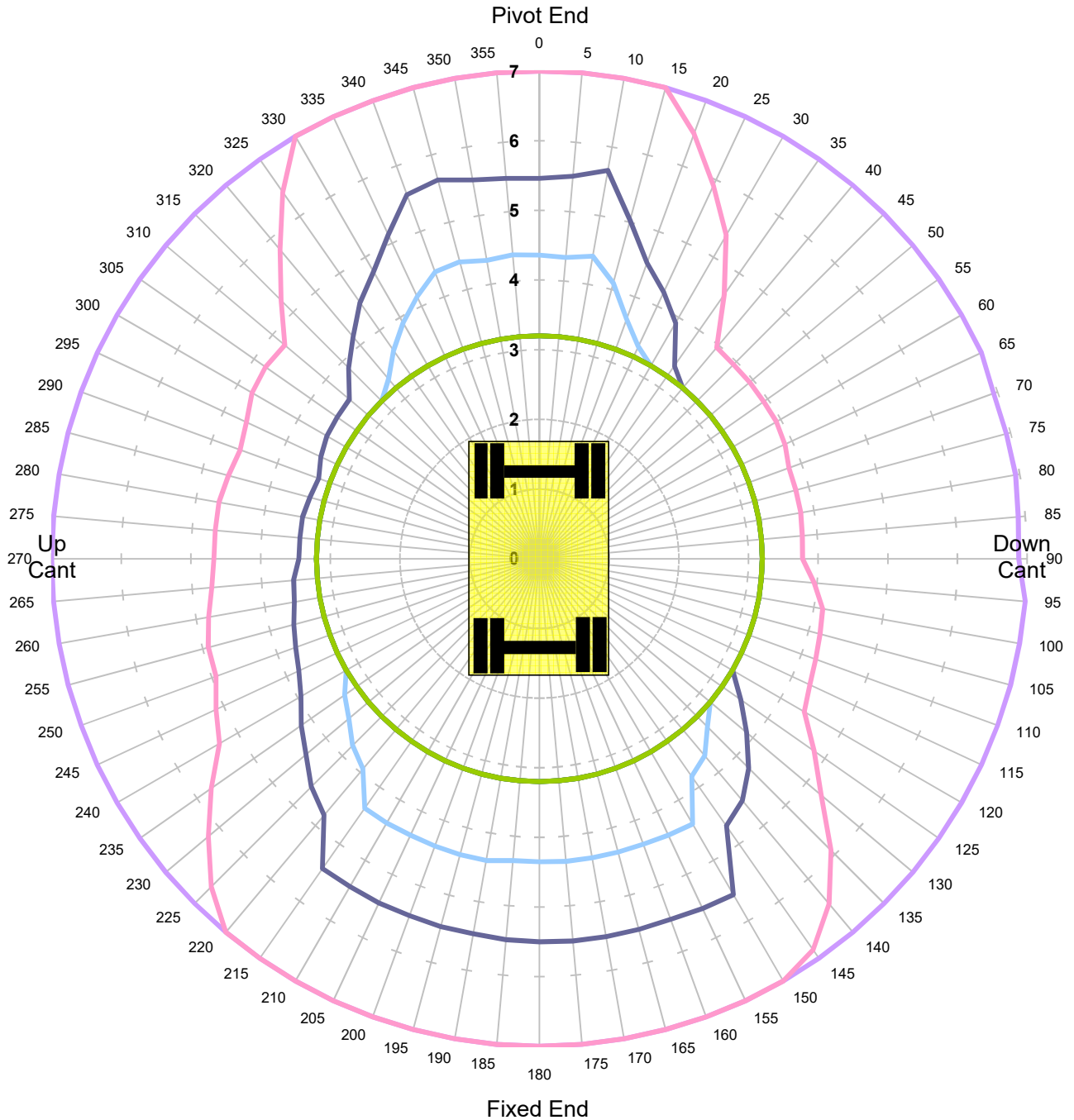
— 1   
 — 2   
 — 3   
 — 4   
 — 6   
 — 8   
 — 10   
 — 12   
 — 14   
 — 16

<b>MACHINE &amp; MODEL:</b>	CASE 988	<b>REFERENCE:</b>	BUCKET PIN
<b>SERIAL No:</b>	232388 2388	<b>DATE OF CHART:</b>	18-Aug-2017
<b>EQUIPMENT:</b>	1.80m+3.13m+2.10m	<b>SAFETY FACTOR:</b>	60.0%
<b>COMMENT:</b>			

## CASE 988

**Maximum Capacity Contours of Radius Plots (Metres) 2.1m Dipper  
Gradient 1 in -25 Height 2m**

**Locked Rail Cant -50mm TANDEM**



Units in Tonnes

- 1
- 2
- 3
- 4
- 6
- 8
- 10
- 12
- 14
- 16

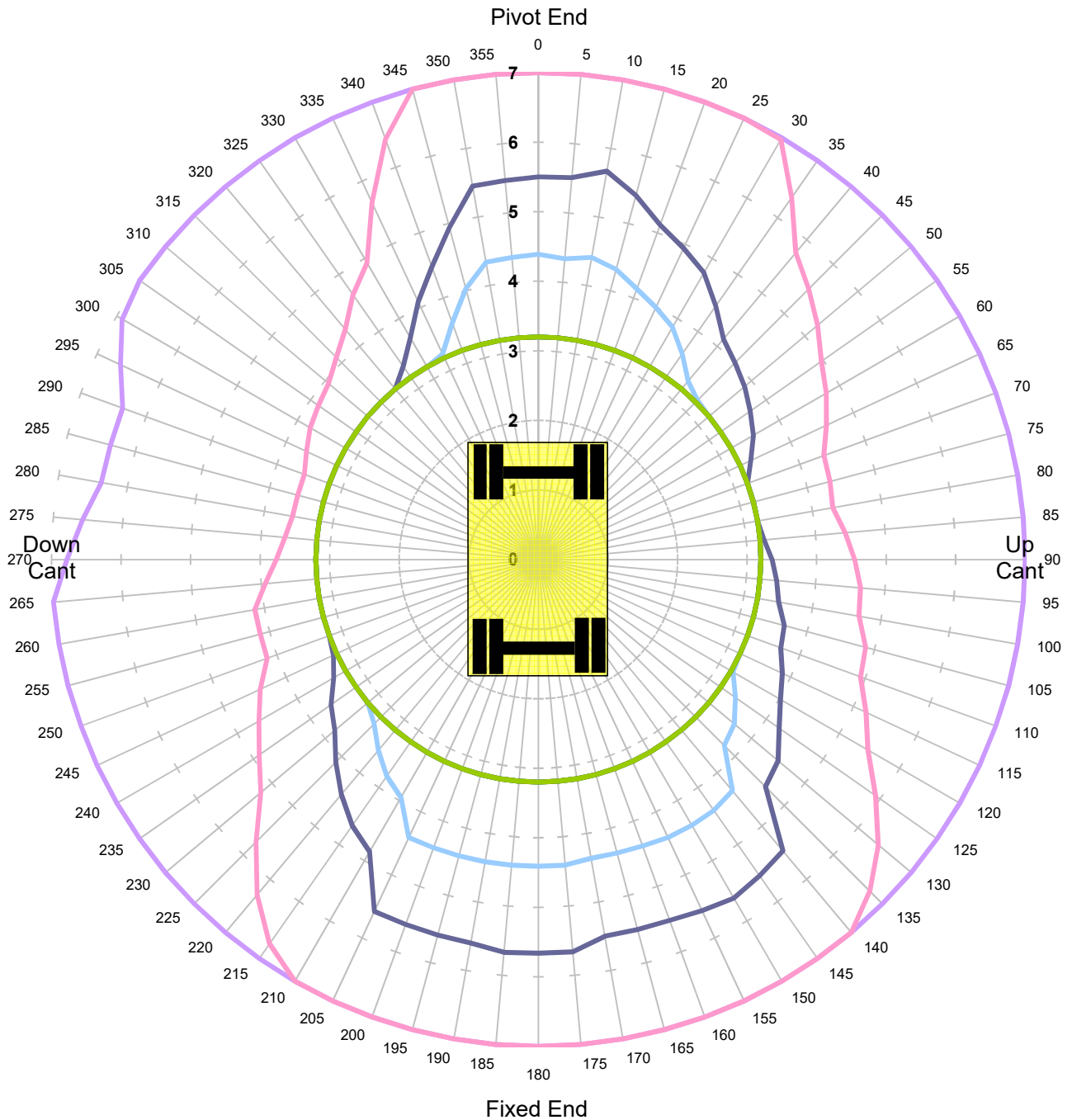
<b>MACHINE &amp; MODEL:</b>	CASE 988	<b>REFERENCE:</b>	BUCKET PIN
<b>SERIAL No:</b>	232388 2388	<b>DATE OF CHART:</b>	18-Aug-2017
<b>EQUIPMENT:</b>	1.80m+3.13m+2.10m	<b>SAFETY FACTOR:</b>	60.0%
<b>COMMENT:</b>			



## CASE 988

**Maximum Capacity Contours of Radius Plots (Metres) 2.1m Dipper  
Gradient 1 in -25 Height 2m**

**Locked Rail Cant 50mm TANDEM**



Units in Tonnes

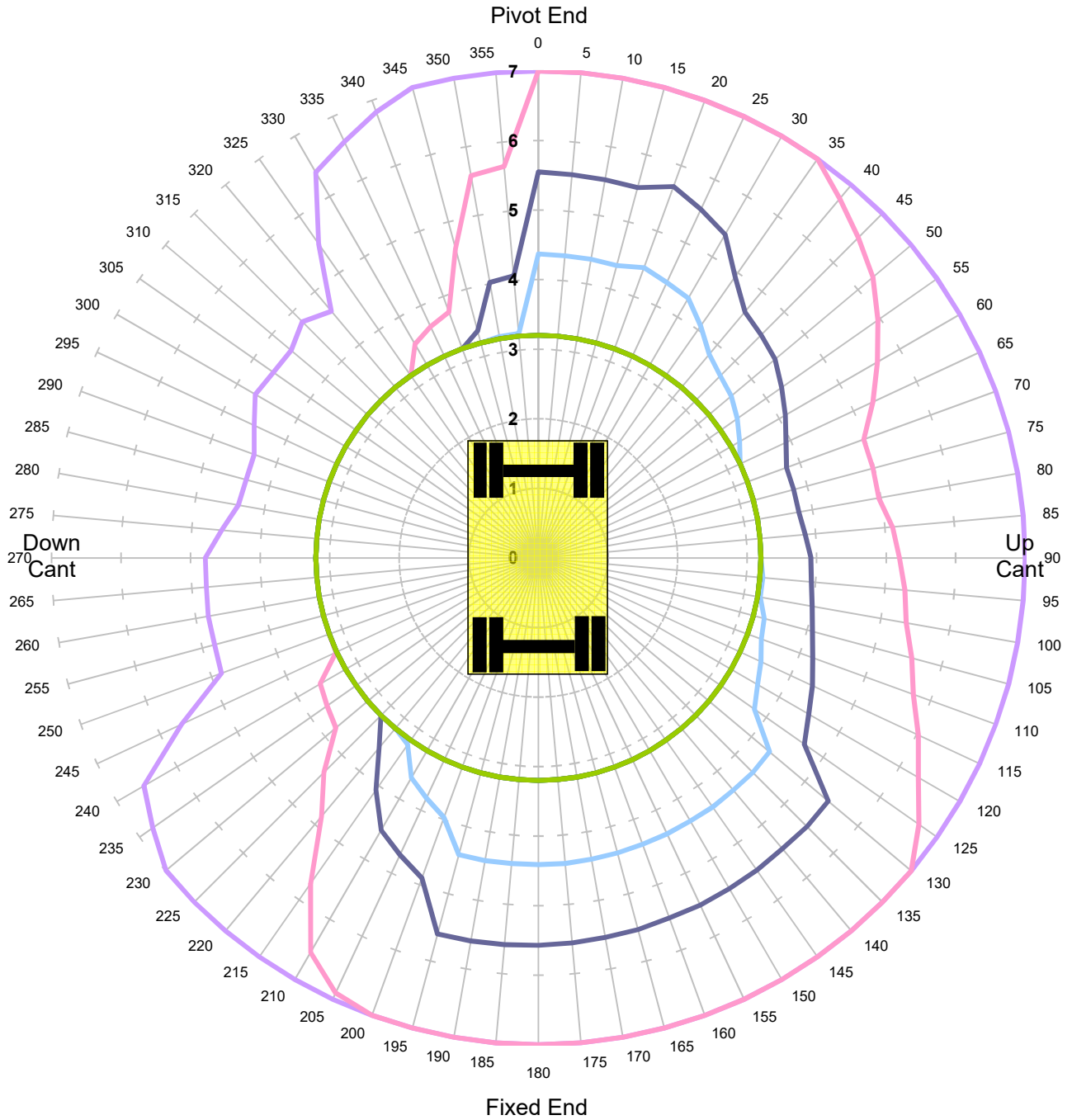
— 1   
 — 2   
 — 3   
 — 4   
 — 6   
 — 8   
 — 10   
 — 12   
 — 14   
 — 16

<b>MACHINE &amp; MODEL:</b>	CASE 988	<b>REFERENCE:</b>	BUCKET PIN
<b>SERIAL No:</b>	232388 2388	<b>DATE OF CHART:</b>	18-Aug-2017
<b>EQUIPMENT:</b>	1.80m+3.13m+2.10m	<b>SAFETY FACTOR:</b>	60.0%
<b>COMMENT:</b>			

## CASE 988

**Maximum Capacity Contours of Radius Plots (Metres) 2.1m Dipper  
Gradient 1 in -25 Height 2m**

**Locked Rail Cant 150mm TANDEM**

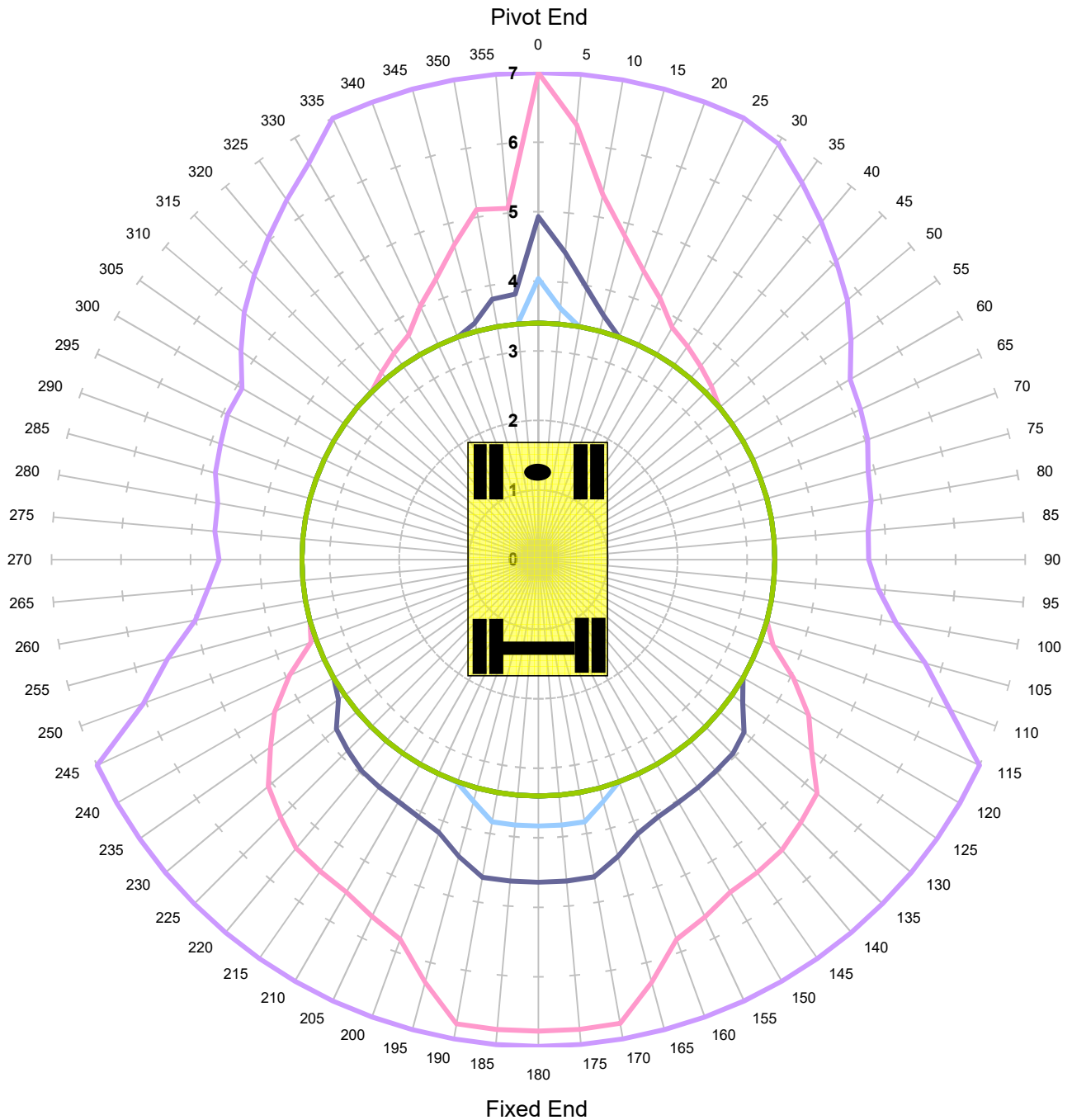


Units in Tonnes

- 1
- 2
- 3
- 4
- 6
- 8
- 10
- 12
- 14
- 16

<b>MACHINE &amp; MODEL:</b>	CASE 988	<b>REFERENCE:</b>	BUCKET PIN
<b>SERIAL No:</b>	232388 2388	<b>DATE OF CHART:</b>	18-Aug-2017
<b>EQUIPMENT:</b>	1.80m+3.13m+2.10m	<b>SAFETY FACTOR:</b>	60.0%
<b>COMMENT:</b>			

**CASE 988**  
**Maximum Capacity Contours of Radius Plots (Metres) 2.1m Dipper**  
**Level Ground Height 2m**  
**Unlocked Road TANDEM**

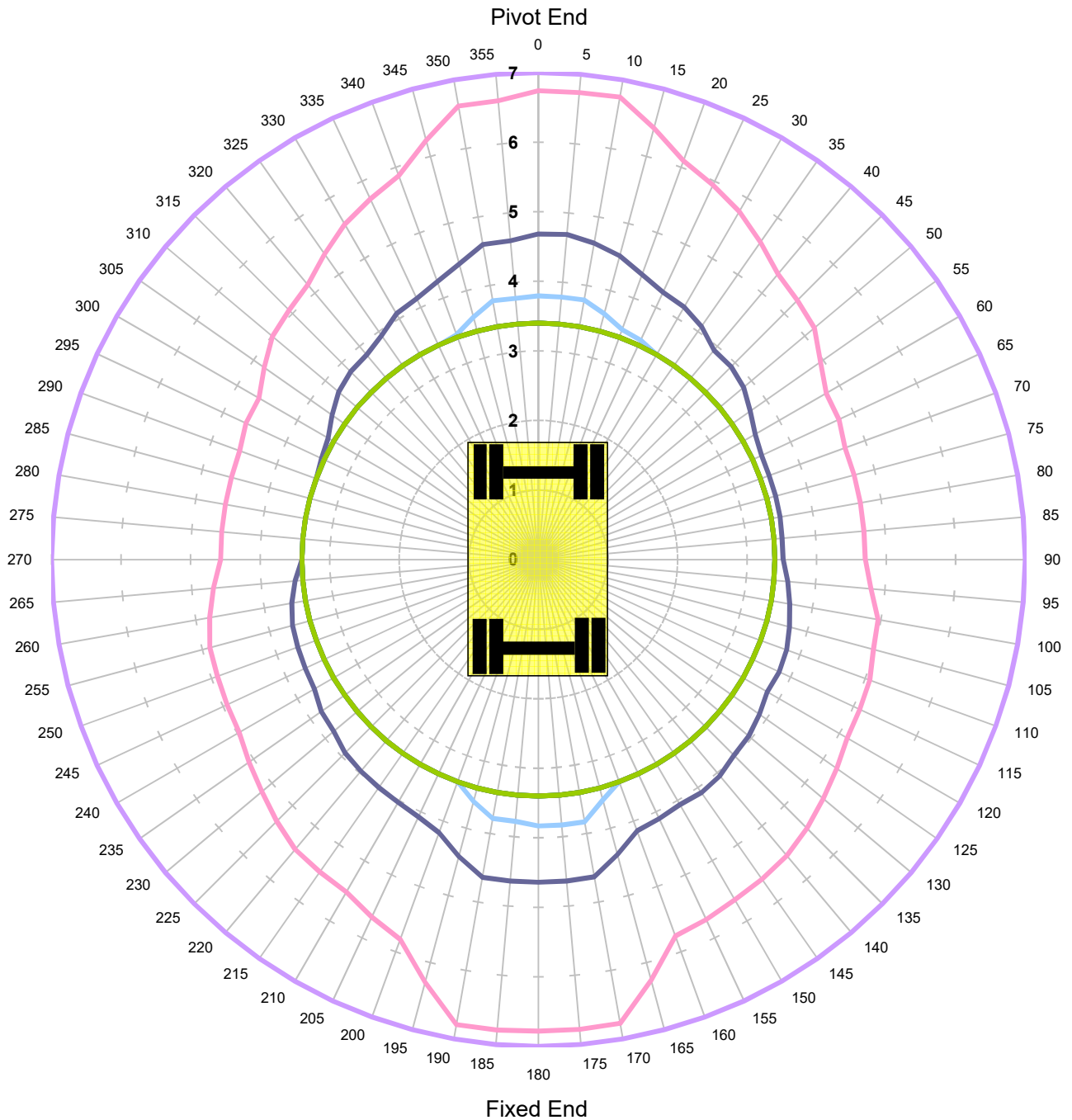


Units in Tonnes

- 1
- 2
- 3
- 4
- 6
- 8
- 10
- 12
- 14
- 16

<b>MACHINE &amp; MODEL:</b>	CASE 988	<b>REFERENCE:</b>	BUCKET PIN
<b>SERIAL No:</b>	232388 2388	<b>DATE OF CHART:</b>	18-Aug-2017
<b>EQUIPMENT:</b>	1.80m+3.13m+2.10m	<b>SAFETY FACTOR:</b>	47.0%
<b>COMMENT:</b>			

**CASE 988**  
**Maximum Capacity Contours of Radius Plots (Metres) 2.1m Dipper**  
**Level Ground Height 2m**  
**Locked Road TANDEM**



Units in Tonnes

- 1
- 2
- 3
- 4
- 6
- 8
- 10
- 12
- 14
- 16

<b>MACHINE &amp; MODEL:</b>	CASE 988	<b>REFERENCE:</b>	BUCKET PIN
<b>SERIAL No:</b>	232388 2388	<b>DATE OF CHART:</b>	18-Aug-2017
<b>EQUIPMENT:</b>	1.80m+3.13m+2.10m	<b>SAFETY FACTOR:</b>	47.0%
<b>COMMENT:</b>			